

## I. KERALA GENERAL FEATURES

*Table I.1*  
**KERALA AT A GLANCE**

| General Features                                   |                                     |          |
|--|-------------------------------------|----------|
| 1  | Area (In sq.km.)                    | 38863    |
| 2  | Number of Districts                 | 14       |
| 3  | Number of Taluks                    | 63       |
| 4  | Number of Block Panchayats          | 152      |
| 5  | Number of Grama Panchayats          | 978      |
| 6  | Number of Revenue Villages          | 1478     |
| 7  | Number of Corporations              | 5        |
| 8  | Number of Muncipalities             | 60       |
| 9  | Number of Assembly Constituencies   | 140      |
| 10   | Number of Parliament Constituencies | 20       |
| Population (2011 Census provisional figure)        |                                     |          |
| 11   | Male                                | 16021290 |
| 12   | Female                              | 17366387 |
| 13   | Total                               | 33387677 |
| Literacy Rate (2011 Census provisional figure )    |                                     |          |
| 14   | Male                                | 96.02    |
| 15   | Female                              | 91.98    |
| 16   | Total                               | 93.91    |
| Literacy Rate (2001 Census figure)                 |                                     |          |
| 11   | Male                                | 94.24    |
| 12   | Female                              | 87.72    |
| 13   | Total                               | 90.86    |
| Sex Ratio  |                                     |          |
| 14   | 2001 Census figure                  | 1058     |
| 15   | 2011 Census provisional figure      | 1084     |
| Population Density (2011 Census provisional figure |                                     |          |
| 16   | 2001 Census figure                  | 819      |
| 17   | 2011 Census provisional figure      | 859      |
| Percentage Decadal Growth rate of Population       |                                     |          |
| 18   | 1991-2001 Census                    | +9.43    |
| 19   | 2001-2011 Census                    | +4.86    |
| Population 0-6 age group                           |                                     |          |
| 20   | Male                                | 1695935  |
| 21   | Female                              | 1626312  |

*Table I.2*

**SCHOOLS & STUDENTS -2010-11**

|  |                                     |             |
|--|-------------------------------------|-------------|
| 1  | Vocational Higher Secondary Schools | 389         |
| 2  | Higher Secondary Schools            | 1908        |
| 3  | High Schools                        | 2874        |
| 4  | Upper Primary Schools               | 2986        |
| 5  | Lower Primary Schools               | 6784        |
| 6  | Schools for the Handicapped         | 44          |
| 7  | Anglo Indian High Schools           | 7           |
| 8  | Teachers Training Institutes        | 222         |
| 9  | Technical High Schools              | 39          |
| 10   | Technical Higher Secondary Schools  | 25          |
| 11   | CBSE Schools                        | 797         |
| 12   | ICSE Schools                        | 108         |
| 13   | Kendriya Vidhalayas                 | 27          |
| 14   | Jawahar Navodhaya Vidhalayas        | 14          |
| 15   | Certified Schools                   | 6           |
| 16   | Fine Arts & Music Schools           | 12          |
| 17   | Nursing Schools                     | 212         |
| 18   | Fisheries Schools                   | 61          |
| No of Students- State Syllabus-2010-11               |                                     |             |
| 19   | Boys                                | 2207498     |
| 20   | Girls                               | 2143727     |
| 21   | Total                               | 4351225     |
| No of Students- CBSE Syllabus-2010-11                |                                     |             |
| 22   | Boys                                | 346070      |
| 23   | Girls                               | 290596      |
| 24   | Total                               | 636666      |
| No of Students- ICSE Syllabus-2010-11                |                                     |             |
| 25   | Boys                                | 48870       |
| 26   | Girls                               | 43546       |
| 27   | Total                               | 92416       |
| No of Students - Kendriya Vidhalayas-2010-11         |                                     |             |
| 28   | Boys                                | 21697       |
| 29   | Girls                               | 20413       |
| 30   | Total                               | 42110       |
| No of Students- Jawahar Navodhaya Vidhalayas-2010-11 |                                     |             |
| 31   | Boys                                | 3749        |
| 32   | Girls                               | 2987        |
| <b>33</b>  | <b>Total</b>                        | <b>6736</b> |

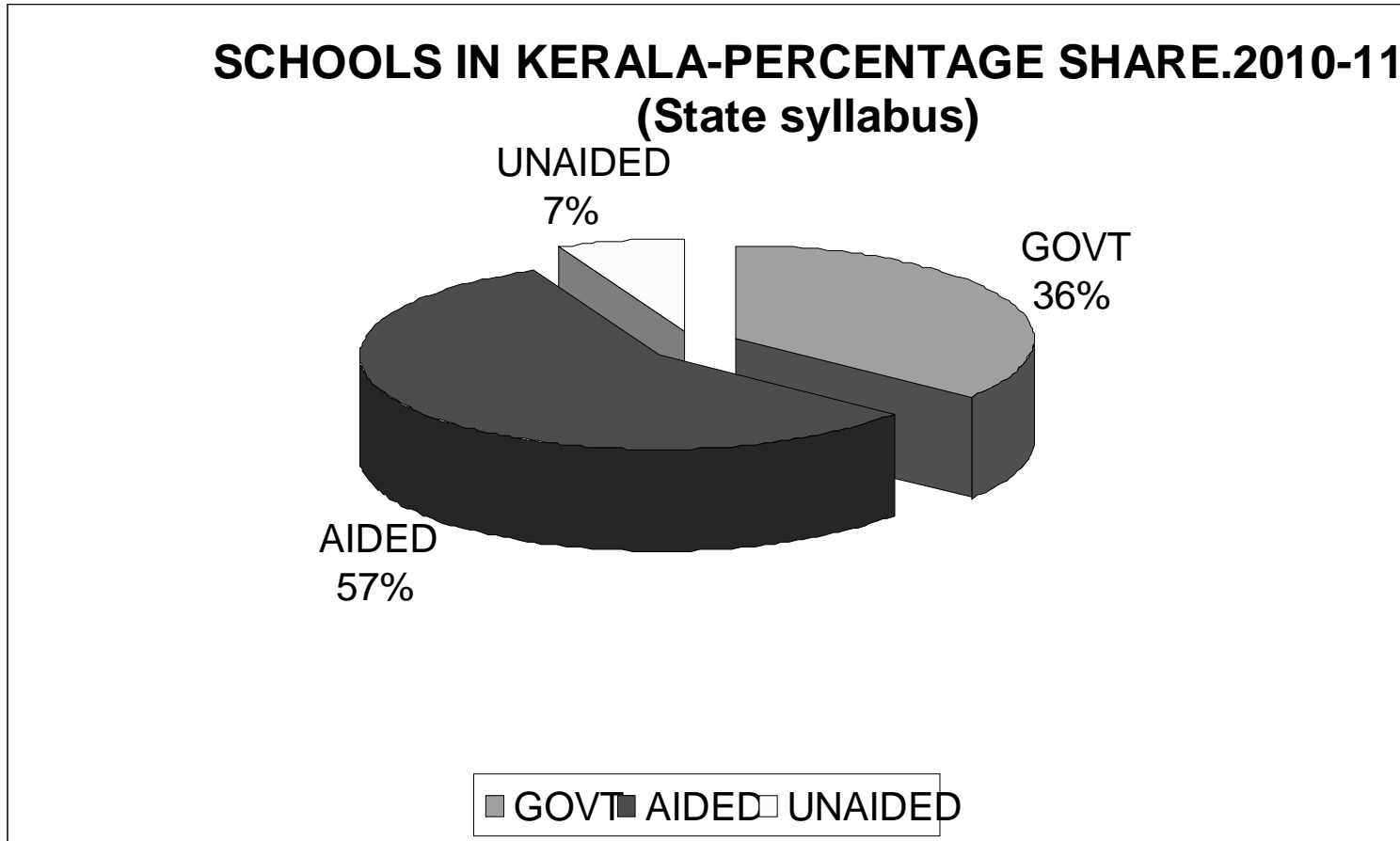
*Table I.3*

**DISTRICT WISE POPULATION & LITERACY RATE - 2011**

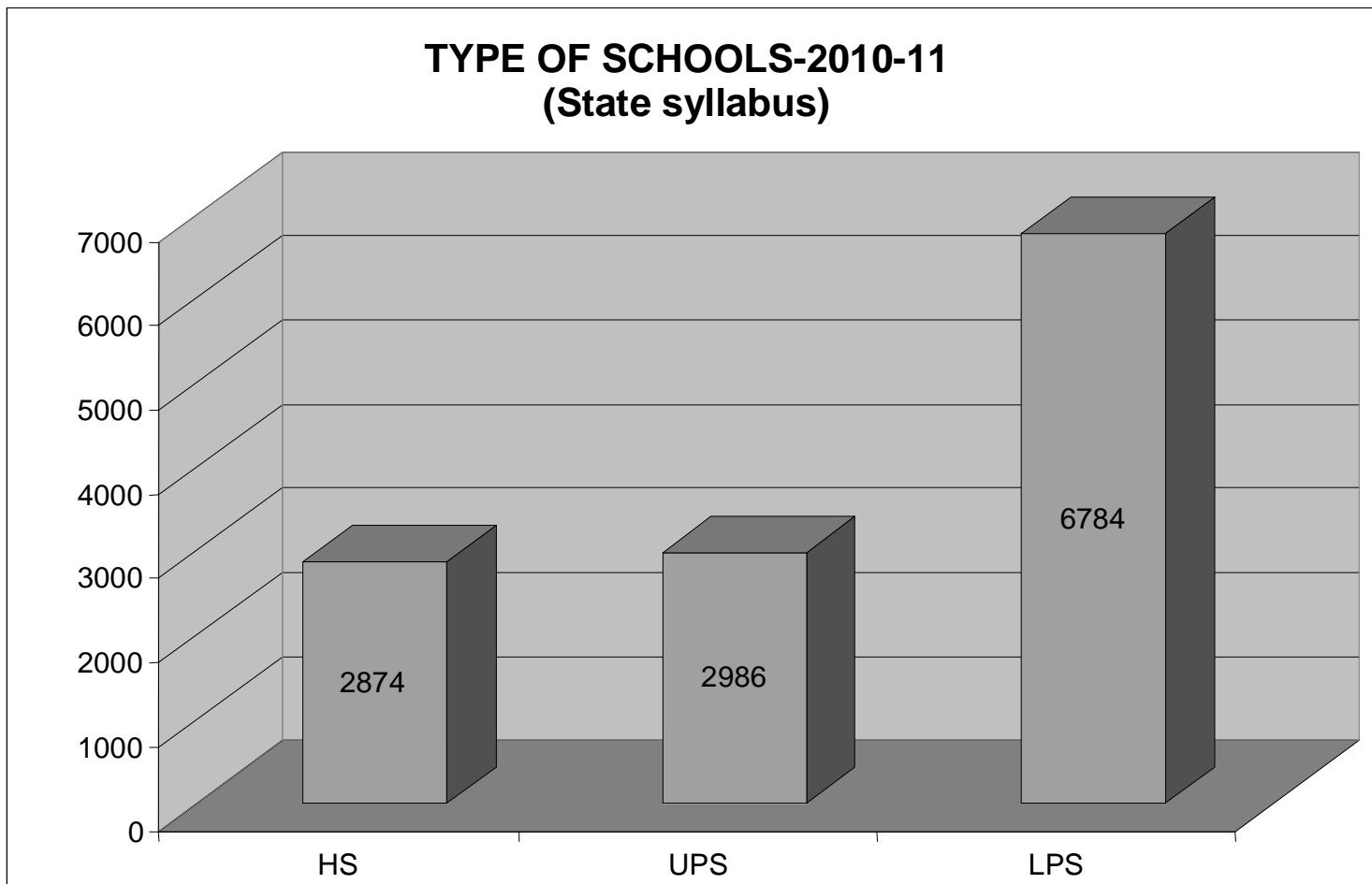
| Sl.No | POPULATION |          |          |          | LITERACY RATE |        |       |
|-------|------------|----------|----------|----------|---------------|--------|-------|
|       | District   | Male     | Female   | Total    | Male          | Female | Total |
| 1     | TVM        | 1584200  | 1723084  | 3307284  | 94.60         | 90.89  | 92.66 |
| 2     | KLM        | 1244815  | 1384888  | 2629703  | 95.83         | 91.95  | 93.77 |
| 3     | PTA        | 561620   | 633917   | 1195537  | 97.70         | 96.26  | 96.93 |
| 4     | ALP        | 1010252  | 1111691  | 2121943  | 97.90         | 94.80  | 96.26 |
| 5     | KTM        | 970140   | 1009244  | 1979384  | 97.17         | 95.67  | 96.40 |
| 6     | IDK        | 551944   | 555509   | 1107453  | 94.84         | 89.59  | 92.20 |
| 7     | EKM        | 1617602  | 1662258  | 3279860  | 97.14         | 94.27  | 95.68 |
| 8     | TSR        | 14746654 | 1635662  | 3110327  | 96.98         | 93.85  | 95.32 |
| 9     | PKD        | 1360067  | 1450825  | 2810892  | 92.27         | 84.99  | 88.49 |
| 10    | MLP        | 1961014  | 2149942  | 4110956  | 95.78         | 91.55  | 93.55 |
| 11    | KKD        | 1473028  | 1616515  | 3089543  | 97.57         | 93.16  | 95.24 |
| 12    | WYD        | 401314   | 415244   | 816558   | 92.84         | 85.94  | 89.32 |
| 13    | KNR        | 1184012  | 1341625  | 2525637  | 97.54         | 93.57  | 95.41 |
| 14    | KSD        | 626617   | 675983   | 1302600  | 93.93         | 86.13  | 89.85 |
| 15    | TOTAL      | 16021290 | 17366387 | 33387677 | 96.02         | 91.98  | 93.91 |

## II. SCHOOLS

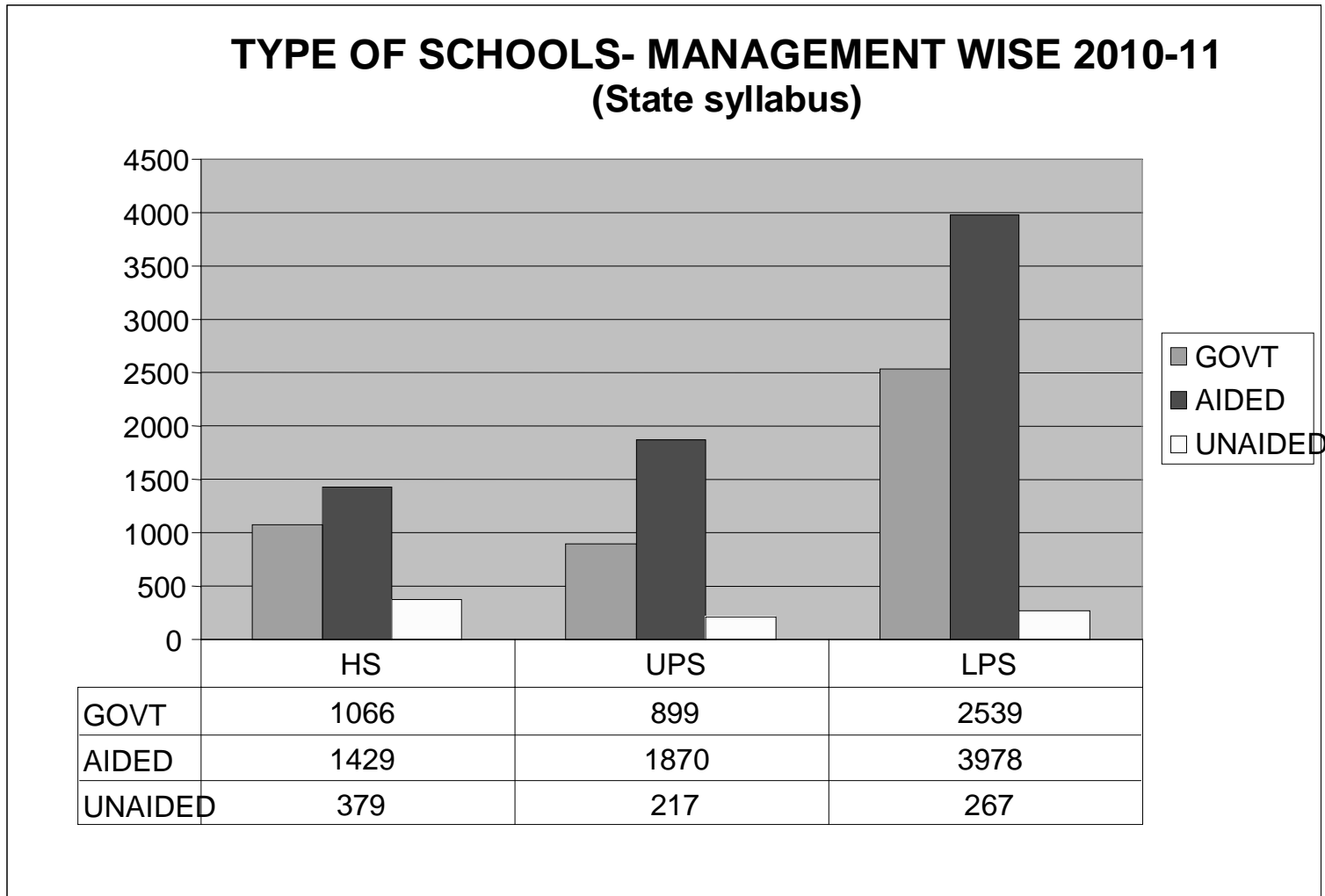
CHART-I



**CHART-II**



**CHART-III**



*Table II.1*

**NUMBER OF SCHOOLS FOR THE YEAR 2010-11**

| DISTRICT     | GOVERNMENT  |            |             |             | AIDED       |             |             |             | UNAIDED    |            |            |            | TOTAL       |             |             |              |
|--------------|-------------|------------|-------------|-------------|-------------|-------------|-------------|-------------|------------|------------|------------|------------|-------------|-------------|-------------|--------------|
|              | HS          | UP         | LP          | T           | HS          | UP          | LP          | T           | HS         | UP         | LP         | T          | HS          | UP          | LP          | T            |
| TVM          | 119         | 98         | 299         | 516         | 95          | 101         | 180         | 376         | 43         | 27         | 27         | 97         | 257         | 226         | 506         | 989          |
| KLM          | 79          | 60         | 267         | 406         | 131         | 139         | 190         | 460         | 17         | 17         | 27         | 61         | 227         | 216         | 484         | 927          |
| PTA          | 48          | 43         | 167         | 258         | 111         | 86          | 235         | 432         | 9          | 14         | 23         | 46         | 168         | 143         | 425         | 736          |
| ALP          | 59          | 69         | 192         | 320         | 129         | 77          | 197         | 403         | 8          | 11         | 21         | 40         | 196         | 157         | 410         | 763          |
| KTM          | 60          | 67         | 168         | 295         | 166         | 128         | 266         | 560         | 21         | 11         | 24         | 56         | 247         | 206         | 458         | 911          |
| IDK          | 71          | 28         | 83          | 182         | 73          | 63          | 136         | 272         | 12         | 4          | 8          | 24         | 156         | 95          | 227         | 478          |
| EKM          | 87          | 91         | 181         | 359         | 175         | 103         | 270         | 548         | 52         | 22         | 30         | 104        | 314         | 216         | 481         | 1011         |
| TSR          | 80          | 55         | 115         | 250         | 150         | 161         | 379         | 690         | 31         | 14         | 24         | 69         | 261         | 230         | 518         | 1009         |
| PKD          | 81          | 43         | 194         | 318         | 79          | 159         | 349         | 587         | 36         | 16         | 15         | 67         | 196         | 218         | 558         | 972          |
| MLP          | 86          | 109        | 348         | 543         | 85          | 222         | 477         | 784         | 83         | 35         | 27         | 145        | 254         | 366         | 852         | 1472         |
| KKD          | 70          | 74         | 181         | 325         | 99          | 240         | 527         | 866         | 22         | 12         | 12         | 46         | 191         | 326         | 720         | 1237         |
| WYD          | 52          | 25         | 88          | 165         | 23          | 40          | 52          | 115         | 5          | 3          | 4          | 12         | 80          | 68          | 144         | 292          |
| KNR          | 84          | 76         | 114         | 274         | 80          | 280         | 607         | 967         | 23         | 19         | 10         | 52         | 187         | 375         | 731         | 1293         |
| KSD          | 90          | 61         | 141         | 292         | 33          | 71          | 114         | 218         | 17         | 12         | 15         | 44         | 140         | 144         | 270         | 554          |
| <b>Total</b> | <b>1066</b> | <b>899</b> | <b>2538</b> | <b>4503</b> | <b>1429</b> | <b>1870</b> | <b>3979</b> | <b>7278</b> | <b>379</b> | <b>217</b> | <b>267</b> | <b>863</b> | <b>2874</b> | <b>2986</b> | <b>6784</b> | <b>12644</b> |

Table II.2

NUMBER OF SCHOOLS - MEDIUM OF INSTRUCTION ENGLISH 2009-10 (PURE )

| DISTRICTS    | GOVT     |          |          |          | AIDED    |          |          |           | UNAIDED    |            |            |            | TOTAL      |            |            |            |
|--------------|----------|----------|----------|----------|----------|----------|----------|-----------|------------|------------|------------|------------|------------|------------|------------|------------|
|              | LPS      | UPS      | HS       | TOTAL    | LPS      | UPS      | HS       | TOTAL     | LPS        | UPS        | HS         | TOTAL      | LPS        | UPS        | HS         | TOTAL      |
| TVM          | 0        | 0        | 0        | 0        | 0        | 0        | 0        | 0         | 15         | 25         | 32         | 72         | 15         | 25         | 32         | 72         |
| KLM          | 0        | 0        | 0        | 0        | 0        | 0        | 0        | 0         | 23         | 14         | 17         | 54         | 23         | 14         | 17         | 54         |
| PTA          | 0        | 0        | 0        | 0        | 0        | 0        | 0        | 0         | 16         | 11         | 9          | 36         | 16         | 11         | 9          | 36         |
| ALP          | 0        | 0        | 0        | 0        | 0        | 0        | 0        | 0         | 17         | 9          | 8          | 34         | 17         | 9          | 8          | 34         |
| KTM          | 0        | 0        | 0        | 0        | 0        | 0        | 0        | 0         | 21         | 11         | 21         | 53         | 21         | 11         | 21         | 53         |
| IDK          | 0        | 0        | 0        | 0        | 0        | 0        | 0        | 0         | 2          | 4          | 10         | 16         | 2          | 4          | 10         | 16         |
| EKM          | 0        | 0        | 0        | 0        | 5        | 1        | 2        | 8         | 24         | 11         | 41         | 76         | 29         | 12         | 43         | 84         |
| TSR          | 0        | 0        | 0        | 0        | 0        | 0        | 0        | 0         | 21         | 9          | 31         | 61         | 21         | 9          | 31         | 61         |
| PKD          | 0        | 0        | 0        | 0        | 0        | 0        | 0        | 0         | 10         | 12         | 35         | 57         | 10         | 12         | 35         | 57         |
| MLP          | 0        | 0        | 0        | 0        | 0        | 0        | 0        | 0         | 8          | 14         | 30         | 52         | 8          | 14         | 30         | 52         |
| KKD          | 0        | 0        | 0        | 0        | 0        | 0        | 1        | 1         | 5          | 9          | 16         | 30         | 5          | 9          | 17         | 31         |
| WYD          | 0        | 0        | 0        | 0        | 0        | 0        | 0        | 0         | 2          | 2          | 5          | 9          | 2          | 2          | 5          | 9          |
| KNR          | 0        | 0        | 0        | 0        | 0        | 0        | 2        | 2         | 8          | 14         | 16         | 38         | 8          | 14         | 18         | 40         |
| KSD          | 0        | 0        | 0        | 0        | 0        | 0        | 0        | 0         | 15         | 11         | 15         | 41         | 15         | 11         | 15         | 41         |
| <b>Total</b> | <b>0</b> | <b>0</b> | <b>0</b> | <b>0</b> | <b>5</b> | <b>1</b> | <b>5</b> | <b>11</b> | <b>187</b> | <b>156</b> | <b>286</b> | <b>629</b> | <b>192</b> | <b>157</b> | <b>291</b> | <b>640</b> |



Table II.3

**NUMBER OF SCHOOLS - MEDIUM OF INSTRUCTION ENGLISH (PARALLEL) 2009-10**

| DISTRICT     | GOVT       |            |            |            | AIDED      |            |            |             | UNAIDED   |           |           |           | TOTAL      |            |             |             |
|--------------|------------|------------|------------|------------|------------|------------|------------|-------------|-----------|-----------|-----------|-----------|------------|------------|-------------|-------------|
|              | LPS        | UPS        | HS         | TOTAL      | LPS        | UPS        | HS         | TOTAL       | LPS       | UPS       | HS        | TOTAL     | LPS        | UPS        | HS          | TOTAL       |
| TVM          | 22         | 7          | 22         | 51         | 22         | 8          | 46         | 76          | 2         | 4         | 3         | 9         | 46         | 19         | 71          | 136         |
| KLM          | 15         | 16         | 46         | 77         | 28         | 38         | 75         | 141         | 1         | 3         | 0         | 4         | 44         | 57         | 121         | 222         |
| PTA          | 7          | 1          | 4          | 12         | 8          | 13         | 49         | 70          | 0         | 0         | 0         | 0         | 15         | 14         | 53          | 82          |
| ALP          | 13         | 13         | 26         | 52         | 36         | 25         | 93         | 154         | 1         | 0         | 0         | 1         | 50         | 38         | 119         | 207         |
| KTM          | 7          | 4          | 14         | 25         | 56         | 52         | 121        | 229         | 0         | 0         | 0         | 0         | 63         | 56         | 135         | 254         |
| IDK          | 3          | 7          | 8          | 18         | 37         | 32         | 52         | 121         | 1         | 1         | 1         | 3         | 41         | 40         | 61          | 142         |
| EKM          | 20         | 8          | 28         | 56         | 94         | 56         | 143        | 293         | 5         | 9         | 7         | 21        | 119        | 73         | 178         | 370         |
| TSR          | 15         | 4          | 22         | 41         | 93         | 76         | 91         | 260         | 0         | 3         | 0         | 3         | 108        | 83         | 113         | 304         |
| PKD          | 7          | 17         | 24         | 48         | 28         | 62         | 48         | 138         | 0         | 0         | 0         | 0         | 35         | 79         | 72          | 186         |
| MLP          | 8          | 12         | 20         | 40         | 52         | 72         | 58         | 182         | 0         | 1         | 14        | 15        | 60         | 85         | 92          | 237         |
| KKD          | 4          | 10         | 22         | 36         | 46         | 57         | 53         | 156         | 2         | 0         | 3         | 5         | 52         | 67         | 78          | 197         |
| WYD          | 1          | 3          | 4          | 8          | 11         | 25         | 11         | 47          | 0         | 0         | 0         | 0         | 12         | 28         | 15          | 55          |
| KNR          | 0          | 3          | 13         | 16         | 30         | 70         | 41         | 141         | 0         | 4         | 0         | 4         | 30         | 77         | 54          | 161         |
| KSD          | 1          | 7          | 8          | 16         | 16         | 11         | 16         | 43          | 0         | 0         | 0         | 0         | 17         | 18         | 24          | 59          |
| <b>Total</b> | <b>123</b> | <b>112</b> | <b>261</b> | <b>496</b> | <b>557</b> | <b>597</b> | <b>897</b> | <b>2051</b> | <b>12</b> | <b>25</b> | <b>28</b> | <b>65</b> | <b>692</b> | <b>734</b> | <b>1186</b> | <b>2612</b> |

Table II.4

NUMBER OF SCHOOLS - MEDIUM OF INSTRUCTION ENGLISH 2009-10 (PURE & PARALLEL)

| DISTRICTS    | GOVT       |            |            |            | AIDED      |            |            |             | UNAIDED    |            |            |            | TOTAL      |            |             |             |
|--------------|------------|------------|------------|------------|------------|------------|------------|-------------|------------|------------|------------|------------|------------|------------|-------------|-------------|
|              | LPS        | UPS        | HS         | TOTAL      | LPS        | UPS        | HS         | TOTAL       | LPS        | UPS        | HS         | TOTAL      | LPS        | UPS        | HS          | TOTAL       |
| TVM          | 22         | 7          | 22         | 51         | 22         | 8          | 46         | 76          | 17         | 29         | 35         | 81         | 61         | 44         | 103         | 208         |
| KLM          | 15         | 16         | 46         | 77         | 28         | 38         | 75         | 141         | 24         | 17         | 17         | 58         | 67         | 71         | 138         | 276         |
| PTA          | 7          | 1          | 4          | 12         | 8          | 13         | 49         | 70          | 16         | 11         | 9          | 36         | 31         | 25         | 62          | 118         |
| ALP          | 13         | 13         | 26         | 52         | 36         | 25         | 93         | 154         | 18         | 9          | 8          | 35         | 67         | 47         | 127         | 241         |
| KTM          | 7          | 4          | 14         | 25         | 56         | 52         | 121        | 229         | 21         | 11         | 21         | 53         | 84         | 67         | 156         | 307         |
| IDK          | 3          | 7          | 8          | 18         | 37         | 32         | 52         | 121         | 3          | 5          | 11         | 19         | 43         | 44         | 71          | 158         |
| EKM          | 20         | 8          | 28         | 56         | 99         | 57         | 145        | 301         | 29         | 20         | 48         | 97         | 148        | 85         | 221         | 454         |
| TSR          | 15         | 4          | 22         | 41         | 93         | 76         | 91         | 260         | 21         | 12         | 31         | 64         | 129        | 92         | 144         | 365         |
| PKD          | 7          | 17         | 24         | 48         | 28         | 62         | 48         | 138         | 10         | 12         | 35         | 57         | 45         | 91         | 107         | 243         |
| MLP          | 8          | 12         | 20         | 40         | 52         | 72         | 58         | 182         | 8          | 15         | 44         | 67         | 68         | 99         | 122         | 289         |
| KKD          | 4          | 10         | 22         | 36         | 46         | 57         | 54         | 157         | 7          | 9          | 19         | 35         | 57         | 76         | 95          | 228         |
| WYD          | 1          | 3          | 4          | 8          | 11         | 25         | 11         | 47          | 2          | 2          | 5          | 9          | 14         | 30         | 20          | 64          |
| KNR          | 0          | 3          | 13         | 16         | 30         | 70         | 43         | 143         | 8          | 18         | 16         | 42         | 38         | 91         | 72          | 201         |
| KSD          | 1          | 7          | 8          | 16         | 16         | 11         | 16         | 43          | 15         | 11         | 15         | 41         | 32         | 29         | 39          | 100         |
| <b>Total</b> | <b>123</b> | <b>112</b> | <b>261</b> | <b>496</b> | <b>562</b> | <b>598</b> | <b>902</b> | <b>2062</b> | <b>199</b> | <b>181</b> | <b>314</b> | <b>694</b> | <b>884</b> | <b>891</b> | <b>1477</b> | <b>3252</b> |

Table II.5

NUMBER OF SCHOOLS - MEDIUM OF INSTRUCTION TAMIL 2010-11 (PURE )

| DIST:        | GOVT      |           |          |           | AIDED     |          |          |           | UNAIDED  |          |          |          | GRAND TOTAL |           |           |           |
|--------------|-----------|-----------|----------|-----------|-----------|----------|----------|-----------|----------|----------|----------|----------|-------------|-----------|-----------|-----------|
|              | LP        | UP        | HS       | TOTAL     | LP        | UP       | HS       | TOTAL     | LP       | UP       | HS       | TOTAL    | LP          | UP        | HS        | TOTAL     |
| TVM          | 1         | 0         | 1        | 2         | 0         | 0        | 1        | 1         | 0        | 0        | 0        | 0        | 1           | 0         | 2         | 3         |
| KLM          | 1         | 0         | 1        | 2         | 0         | 0        | 0        | 0         | 0        | 0        | 0        | 0        | 1           | 0         | 1         | 2         |
| PTA          | 1         | 0         | 0        | 1         | 0         | 0        | 0        | 0         | 1        | 0        | 0        | 1        | 2           | 0         | 0         | 2         |
| ALP          | 0         | 0         | 0        | 0         | 0         | 0        | 0        | 0         | 0        | 0        | 0        | 0        | 0           | 0         | 0         | 0         |
| KTM          | 0         | 0         | 0        | 0         | 0         | 0        | 0        | 0         | 0        | 0        | 0        | 0        | 0           | 0         | 0         | 0         |
| IDK          | 7         | 7         | 6        | 20        | 30        | 1        | 0        | 31        | 1        | 0        | 0        | 1        | 38          | 8         | 6         | 52        |
| EKM          | 0         | 0         | 0        | 0         | 0         | 0        | 0        | 0         | 0        | 0        | 0        | 0        | 0           | 0         | 0         | 0         |
| TSR          | 0         | 0         | 0        | 0         | 0         | 0        | 0        | 0         | 0        | 0        | 0        | 0        | 0           | 0         | 0         | 0         |
| PKD          | 4         | 3         | 1        | 8         | 4         | 0        | 1        | 5         | 0        | 0        | 0        | 0        | 8           | 3         | 2         | 13        |
| MLP          | 0         | 0         | 0        | 0         | 0         | 0        | 0        | 0         | 0        | 0        | 0        | 0        | 0           | 0         | 0         | 0         |
| KKD          | 0         | 0         | 0        | 0         | 0         | 0        | 0        | 0         | 0        | 0        | 0        | 0        | 0           | 0         | 0         | 0         |
| WYD          | 1         | 0         | 0        | 1         | 0         | 1        | 0        | 1         | 0        | 0        | 0        | 0        | 1           | 1         | 0         | 2         |
| KNR          | 0         | 0         | 0        | 0         | 0         | 0        | 0        | 0         | 0        | 0        | 0        | 0        | 0           | 0         | 0         | 0         |
| KSD          | 0         | 0         | 0        | 0         | 0         | 0        | 0        | 0         | 0        | 0        | 0        | 0        | 0           | 0         | 0         | 0         |
| <b>Total</b> | <b>15</b> | <b>10</b> | <b>9</b> | <b>34</b> | <b>34</b> | <b>2</b> | <b>2</b> | <b>38</b> | <b>2</b> | <b>0</b> | <b>0</b> | <b>2</b> | <b>51</b>   | <b>12</b> | <b>11</b> | <b>74</b> |

Table II.6

NUMBER OF SCHOOLS - MEDIUM OF INSTRUCTION TAMIL 2010-11 (PARALLEL )

| DIST:        | GOVT      |           |           |           | AIDED     |          |           |           | UNAIDED  |          |          |          | GRAND TOTAL |           |           |            |
|--------------|-----------|-----------|-----------|-----------|-----------|----------|-----------|-----------|----------|----------|----------|----------|-------------|-----------|-----------|------------|
|              | LP        | UP        | HS        | TOTAL     | LP        | UP       | HS        | TOTAL     | LP       | UP       | HS       | TOTAL    | LP          | UP        | HS        | TOTAL      |
| TVM          | 5         | 2         | 4         | 11        | 1         | 0        | 0         | 1         | 0        | 0        | 0        | 0        | 6           | 2         | 4         | 12         |
| KLM          | 0         | 1         | 2         | 3         | 0         | 0        | 1         | 1         | 0        | 0        | 0        | 0        | 0           | 1         | 3         | 4          |
| PTA          | 0         | 0         | 0         | 0         | 0         | 0        | 0         | 0         | 0        | 0        | 0        | 0        | 0           | 0         | 0         | 0          |
| ALP          | 0         | 0         | 0         | 0         | 0         | 0        | 0         | 0         | 0        | 0        | 0        | 0        | 0           | 0         | 0         | 0          |
| KTM          | 0         | 0         | 0         | 0         | 0         | 0        | 0         | 0         | 0        | 0        | 0        | 0        | 0           | 0         | 0         | 0          |
| IDK          | 13        | 7         | 8         | 28        | 16        | 3        | 8         | 27        | 1        | 0        | 0        | 1        | 30          | 10        | 16        | 56         |
| EKM          | 0         | 0         | 0         | 0         | 0         | 0        | 0         | 0         | 0        | 0        | 0        | 0        | 0           | 0         | 0         | 0          |
| TSR          | 0         | 1         | 0         | 1         | 0         | 0        | 0         | 0         | 0        | 0        | 0        | 0        | 0           | 1         | 0         | 1          |
| PKD          | 15        | 9         | 11        | 35        | 8         | 4        | 6         | 18        | 0        | 0        | 0        | 0        | 23          | 13        | 17        | 53         |
| MLP          | 0         | 0         | 0         | 0         | 0         | 0        | 0         | 0         | 0        | 0        | 0        | 0        | 0           | 0         | 0         | 0          |
| KKD          | 0         | 0         | 0         | 0         | 0         | 0        | 0         | 0         | 0        | 0        | 0        | 0        | 0           | 0         | 0         | 0          |
| WYD          | 1         | 0         | 1         | 2         | 0         | 0        | 0         | 0         | 0        | 0        | 0        | 0        | 1           | 0         | 1         | 2          |
| KNR          | 0         | 0         | 0         | 0         | 0         | 0        | 0         | 0         | 0        | 0        | 0        | 0        | 0           | 0         | 0         | 0          |
| KSD          | 0         | 0         | 0         | 0         | 0         | 0        | 0         | 0         | 0        | 0        | 0        | 0        | 0           | 0         | 0         | 0          |
| <b>Total</b> | <b>34</b> | <b>20</b> | <b>26</b> | <b>80</b> | <b>25</b> | <b>7</b> | <b>15</b> | <b>47</b> | <b>1</b> | <b>0</b> | <b>0</b> | <b>1</b> | <b>60</b>   | <b>27</b> | <b>41</b> | <b>128</b> |

Table II.7

NUMBER OF SCHOOLS - MEDIUM OF INSTRUCTION TAMIL 2010-11 (PURE & PARALLEL)

| DIST:        | GOVT      |           |           |            | AIDED     |          |           |           | UNAIDED  |          |          |          | GRAND TOTAL |           |           |            |
|--------------|-----------|-----------|-----------|------------|-----------|----------|-----------|-----------|----------|----------|----------|----------|-------------|-----------|-----------|------------|
|              | LP        | UP        | HS        | TOTAL      | LP        | UP       | HS        | TOTAL     | LP       | UP       | HS       | TOTAL    | LP          | UP        | HS        | TOTAL      |
| TVM          | 6         | 2         | 5         | 13         | 1         | 0        | 1         | 2         | 0        | 0        | 0        | 0        | 7           | 2         | 6         | 15         |
| KLM          | 1         | 1         | 3         | 5          | 0         | 0        | 1         | 1         | 0        | 0        | 0        | 0        | 1           | 1         | 4         | 6          |
| PTA          | 1         | 0         | 0         | 1          | 0         | 0        | 0         | 0         | 1        | 0        | 0        | 1        | 2           | 0         | 0         | 2          |
| ALP          | 0         | 0         | 0         | 0          | 0         | 0        | 0         | 0         | 0        | 0        | 0        | 0        | 0           | 0         | 0         | 0          |
| KTM          | 0         | 0         | 0         | 0          | 0         | 0        | 0         | 0         | 0        | 0        | 0        | 0        | 0           | 0         | 0         | 0          |
| IDK          | 20        | 14        | 14        | 48         | 46        | 4        | 8         | 58        | 2        | 0        | 0        | 2        | 68          | 18        | 22        | 108        |
| EKM          | 0         | 0         | 0         | 0          | 0         | 0        | 0         | 0         | 0        | 0        | 0        | 0        | 0           | 0         | 0         | 0          |
| TSR          | 0         | 1         | 0         | 1          | 0         | 0        | 0         | 0         | 0        | 0        | 0        | 0        | 0           | 1         | 0         | 1          |
| PKD          | 19        | 12        | 12        | 43         | 12        | 4        | 7         | 23        | 0        | 0        | 0        | 0        | 31          | 16        | 19        | 66         |
| MLP          | 0         | 0         | 0         | 0          | 0         | 0        | 0         | 0         | 0        | 0        | 0        | 0        | 0           | 0         | 0         | 0          |
| KKD          | 0         | 0         | 0         | 0          | 0         | 0        | 0         | 0         | 0        | 0        | 0        | 0        | 0           | 0         | 0         | 0          |
| WYD          | 2         | 0         | 1         | 3          | 0         | 1        | 0         | 1         | 0        | 0        | 0        | 0        | 2           | 1         | 1         | 4          |
| KNR          | 0         | 0         | 0         | 0          | 0         | 0        | 0         | 0         | 0        | 0        | 0        | 0        | 0           | 0         | 0         | 0          |
| KSD          | 0         | 0         | 0         | 0          | 0         | 0        | 0         | 0         | 0        | 0        | 0        | 0        | 0           | 0         | 0         | 0          |
| <b>Total</b> | <b>49</b> | <b>30</b> | <b>35</b> | <b>114</b> | <b>59</b> | <b>9</b> | <b>17</b> | <b>85</b> | <b>3</b> | <b>0</b> | <b>0</b> | <b>3</b> | <b>111</b>  | <b>39</b> | <b>52</b> | <b>202</b> |

*Table II.8*

**NUMBER OF SCHOOLS - MEDIUM OF INSTRUCTION KANNADA - 2010-11**

| TYPE     | GOVT. |    |    |       | AIDED |    |    |       | GRAND TOTAL |    |    |       |
|----------|-------|----|----|-------|-------|----|----|-------|-------------|----|----|-------|
|          | LP    | UP | HS | TOTAL | LP    | UP | HS | TOTAL | LP          | UP | HS | TOTAL |
| PURE     | 16    | 2  | 2  | 20    | 30    | 14 | 10 | 54    | 46          | 16 | 12 | 74    |
| PARALLEL | 27    | 12 | 27 | 66    | 19    | 21 | 6  | 46    | 46          | 33 | 33 | 112   |
| TOTAL    | 43    | 14 | 29 | 86    | 49    | 35 | 16 | 100   | 92          | 49 | 45 | 186   |

*All these schools are in Kasaragode District*

Table II.9

NUMBER OF SCHOOLS TEACHING SANSKRIT - 2010-11

| DISTRICT     | GOVT       |            |          |            | AIDED      |             |          |             | UNAIDED   |          |          |           | TOTAL       |             |          |             |
|--------------|------------|------------|----------|------------|------------|-------------|----------|-------------|-----------|----------|----------|-----------|-------------|-------------|----------|-------------|
|              | HS         | UPS        | LPS      | TOTAL      | HS         | UPS         | LPS      | TOTAL       | HS        | UPS      | LPS      | TOTAL     | HS          | UPS         | LPS      | TOTAL       |
| TVM          | 3          | 15         | 0        | 18         | 38         | 118         | 0        | 156         | 0         | 0        | 0        | 0         | 41          | 133         | 0        | 174         |
| KLM          | 23         | 37         | 0        | 60         | 89         | 108         | 0        | 197         | 0         | 0        | 0        | 0         | 112         | 145         | 0        | 257         |
| PTA          | 3          | 15         | 0        | 18         | 38         | 118         | 0        | 156         | 0         | 0        | 0        | 0         | 41          | 133         | 0        | 174         |
| ALP          | 11         | 17         | 0        | 28         | 76         | 53          | 0        | 129         | 0         | 0        | 0        | 0         | 87          | 70          | 0        | 157         |
| KTM          | 15         | 15         | 0        | 30         | 60         | 75          | 0        | 135         | 0         | 0        | 0        | 0         | 75          | 90          | 0        | 165         |
| IDK          | 1          | 11         | 0        | 12         | 16         | 61          | 0        | 77          | 0         | 0        | 0        | 0         | 17          | 72          | 0        | 89          |
| EKM          | 30         | 17         | 0        | 47         | 89         | 61          | 0        | 150         | 7         | 2        | 0        | 9         | 126         | 80          | 0        | 206         |
| TSR          | 53         | 26         | 0        | 79         | 129        | 147         | 0        | 276         | 5         | 2        | 0        | 7         | 187         | 175         | 0        | 362         |
| PKD          | 34         | 18         | 0        | 52         | 59         | 145         | 0        | 204         | 6         | 0        | 0        | 6         | 99          | 163         | 0        | 262         |
| MLP          | 33         | 26         | 0        | 59         | 66         | 136         | 0        | 202         | 2         | 0        | 0        | 2         | 101         | 162         | 0        | 263         |
| KKD          | 17         | 25         | 0        | 42         | 62         | 220         | 0        | 282         | 2         | 0        | 0        | 2         | 81          | 245         | 0        | 326         |
| WYD          | 11         | 12         | 0        | 23         | 14         | 34          | 0        | 48          | 0         | 0        | 0        | 0         | 25          | 46          | 0        | 71          |
| KNR          | 23         | 28         | 0        | 51         | 49         | 243         | 0        | 292         | 0         | 0        | 0        | 0         | 72          | 271         | 0        | 343         |
| KSD          | 17         | 18         | 0        | 35         | 25         | 64          | 0        | 89          | 2         | 0        | 0        | 2         | 44          | 82          | 0        | 126         |
| <b>Total</b> | <b>274</b> | <b>280</b> | <b>0</b> | <b>554</b> | <b>810</b> | <b>1583</b> | <b>0</b> | <b>2393</b> | <b>24</b> | <b>4</b> | <b>0</b> | <b>28</b> | <b>1108</b> | <b>1867</b> | <b>0</b> | <b>2975</b> |

*Table II.10*

**NUMBER OF SCHOOLS TEACHING ARABIC - 2010-11**

| DISTRICT     | GOVT       |            |            |             | AIDED      |             |             |             | UNAIDED    |           |           |            | TOTAL       |             |             |             |
|--------------|------------|------------|------------|-------------|------------|-------------|-------------|-------------|------------|-----------|-----------|------------|-------------|-------------|-------------|-------------|
|              | HS         | UPS        | LPS        | TOTAL       | HS         | UPS         | LPS         | TOTAL       | HS         | UPS       | LPS       | TOTAL      | HS          | UPS         | LPS         | TOTAL       |
| TVM          | 3          | 3          | 20         | 26          | 2          | 14          | 18          | 34          | 0          | 0         | 0         | 0          | 5           | 17          | 38          | 60          |
| KLM          | 88         | 29         | 38         | 155         | 94         | 80          | 66          | 240         | 0          | 0         | 1         | 1          | 182         | 109         | 105         | 396         |
| PTA          | 3          | 3          | 20         | 26          | 2          | 14          | 18          | 34          | 0          | 0         | 0         | 0          | 5           | 17          | 38          | 60          |
| ALP          | 10         | 16         | 34         | 60          | 31         | 19          | 53          | 103         | 0          | 0         | 2         | 2          | 41          | 35          | 89          | 165         |
| KTM          | 4          | 4          | 9          | 17          | 12         | 11          | 28          | 51          | 0          | 1         | 1         | 2          | 16          | 16          | 38          | 70          |
| IDK          | 4          | 7          | 8          | 19          | 8          | 8           | 25          | 41          | 0          | 0         | 0         | 0          | 12          | 15          | 33          | 60          |
| EKM          | 29         | 23         | 40         | 92          | 41         | 25          | 71          | 137         | 5          | 8         | 3         | 16         | 75          | 56          | 114         | 245         |
| TSR          | 29         | 23         | 52         | 104         | 50         | 89          | 190         | 329         | 10         | 5         | 2         | 17         | 89          | 117         | 244         | 450         |
| PKD          | 32         | 48         | 114        | 194         | 50         | 147         | 215         | 412         | 11         | 5         | 8         | 24         | 93          | 200         | 337         | 630         |
| MLP          | 83         | 123        | 337        | 543         | 79         | 221         | 477         | 777         | 66         | 16        | 42        | 124        | 228         | 360         | 856         | 1444        |
| KKD          | 47         | 62         | 129        | 238         | 75         | 207         | 429         | 711         | 10         | 6         | 8         | 24         | 132         | 275         | 566         | 973         |
| WYD          | 24         | 26         | 44         | 94          | 4          | 30          | 24          | 58          | 1          | 0         | 1         | 2          | 29          | 56          | 69          | 154         |
| KNR          | 45         | 44         | 52         | 141         | 43         | 186         | 350         | 579         | 10         | 5         | 7         | 22         | 98          | 235         | 409         | 742         |
| KSD          | 50         | 42         | 80         | 172         | 10         | 43          | 73          | 126         | 11         | 8         | 10        | 29         | 71          | 93          | 163         | 327         |
| <b>Total</b> | <b>451</b> | <b>453</b> | <b>977</b> | <b>1881</b> | <b>501</b> | <b>1094</b> | <b>2037</b> | <b>3632</b> | <b>124</b> | <b>54</b> | <b>85</b> | <b>263</b> | <b>1076</b> | <b>1601</b> | <b>3099</b> | <b>5776</b> |



**Table II.11**

NUMBER OF SCHOOLS TEACHING URUDU- 2010-11

| DISTRICT | GOVT |     |     |       | AIDED |     |     |       | UNAIDED |     |     |       | TOTAL |      |     |       |
|----------|------|-----|-----|-------|-------|-----|-----|-------|---------|-----|-----|-------|-------|------|-----|-------|
|          | HS   | UPS | LPS | TOTAL | HS    | UPS | LPS | TOTAL | HS      | UPS | LPS | TOTAL | HS    | UPS  | LPS | TOTAL |
| TVM      | 0    | 0   | 0   | 0     | 0     | 0   | 0   | 0     | 0       | 0   | 0   | 0     | 0     | 0    | 0   | 0     |
| KLM      | 0    | 0   | 0   | 0     | 10    | 0   | 0   | 10    | 0       | 0   | 0   | 0     | 10    | 0    | 0   | 10    |
| PTA      | 0    | 0   | 0   | 0     | 0     | 0   | 0   | 0     | 0       | 0   | 0   | 0     | 0     | 0    | 0   | 0     |
| ALP      | 0    | 0   | 0   | 0     | 3     | 1   | 0   | 4     | 0       | 0   | 0   | 0     | 3     | 1    | 0   | 4     |
| KTM      | 0    | 0   | 0   | 0     | 3     | 2   | 0   | 5     | 0       | 0   | 0   | 0     | 3     | 2    | 0   | 5     |
| IDK      | 0    | 0   | 0   | 0     | 0     | 2   | 0   | 2     | 0       | 0   | 0   | 0     | 0     | 2    | 0   | 2     |
| EKM      | 0    | 0   | 0   | 0     | 3     | 5   | 0   | 8     | 0       | 0   | 0   | 0     | 3     | 5    | 0   | 8     |
| TSR      | 3    | 3   | 0   | 6     | 44    | 97  | 0   | 141   | 0       | 0   | 0   | 0     | 47    | 100  | 0   | 147   |
| PKD      | 8    | 7   | 0   | 15    | 35    | 131 | 0   | 166   | 1       | 0   | 0   | 1     | 44    | 138  | 0   | 182   |
| MLP      | 66   | 69  | 0   | 135   | 72    | 176 | 0   | 248   | 3       | 0   | 0   | 3     | 141   | 245  | 0   | 386   |
| KKD      | 18   | 27  | 0   | 45    | 71    | 215 | 0   | 286   | 0       | 0   | 0   | 0     | 89    | 242  | 0   | 331   |
| WYD      | 12   | 18  | 0   | 30    | 11    | 29  | 0   | 40    | 0       | 0   | 0   | 0     | 23    | 47   | 0   | 70    |
| KNR      | 22   | 9   | 0   | 31    | 24    | 237 | 0   | 261   | 0       | 0   | 0   | 0     | 46    | 246  | 0   | 292   |
| KSD      | 6    | 9   | 0   | 15    | 10    | 48  | 0   | 58    | 2       | 0   | 0   | 2     | 18    | 57   | 0   | 75    |
| Total    | 135  | 142 | 0   | 277   | 286   | 943 | 0   | 1229  | 6       | 0   | 0   | 6     | 427   | 1085 | 0   | 1512  |

*Table II.12*

**NUMBER OF TEACHER TRAINING INSTITUTES IN KERALA 2010-11**

| <b>DISTRICT</b> | <b>GOVT</b> | <b>AIDED</b> | <b>UNAIDED</b> | <b>TOTAL</b> |
|-----------------|-------------|--------------|----------------|--------------|
| TVM             | 4           | 5            | 19             | 28           |
| KLM             | 2           | 6            | 21             | 29           |
| PTA             | 1           | 11           | 1              | 13           |
| ALP             | 3           | 6            | 4              | 13           |
| KTM             | 3           | 7            | 7              | 17           |
| IDK             | 3           | 0            | 1              | 4            |
| EKM             | 4           | 10           | 11             | 25           |
| TSR             | 2           | 7            | 8              | 17           |
| PKD             | 3           | 4            | 9              | 16           |
| MLP             | 2           | 3            | 22             | 27           |
| KKD             | 3           | 2            | 5              | 10           |
| WYD             | 2           | 1            | 4              | 7            |
| KNR             | 4           | 1            | 7              | 12           |
| KSD             | 2           | 1            | 1              | 4            |
| <b>TOTAL</b>    | <b>38</b>   | <b>64</b>    | <b>120</b>     | <b>222</b>   |

*Table II.13*

**NUMBER OF SPECIAL SCHOOLS IN KERALA 2010-11**

| <b>DISTRICT</b> | <b>GOVT</b> | <b>AIDED</b> | <b>UNAIDED</b> | <b>TOTAL</b> |
|-----------------|-------------|--------------|----------------|--------------|
| TVM             | 2           | 1            | 0              | 3            |
| KLM             | 0           | 1            | 0              | 1            |
| PTA             | 0           | 3            | 0              | 3            |
| ALP             | 0           | 0            | 0              | 0            |
| KTM             | 1           | 4            | 0              | 5            |
| IDK             | 0           | 1            | 0              | 1            |
| EKM             | 0           | 3            | 1              | 4            |
| TSR             | 2           | 3            | 1              | 6            |
| PKD             | 1           | 2            | 0              | 3            |
| MLP             | 0           | 5            | 1              | 6            |
| KKD             | 0           | 3            | 1              | 4            |
| WYD             | 0           | 2            | 0              | 2            |
| KNR             | 0           | 3            | 0              | 3            |
| KSD             | 1           | 1            | 1              | 3            |
| <b>TOTAL</b>    | <b>7</b>    | <b>32</b>    | <b>5</b>       | <b>44</b>    |

*Table II.14*

**NUMBER OF FISHERIES SCHOOLS IN KERALA 2010-11**

| <b>DISTRICT</b> | <b>HS</b> | <b>UP</b> | <b>LP</b> | <b>TOTAL</b> |
|-----------------|-----------|-----------|-----------|--------------|
| TVM             | 1         | 0         | 0         | 1            |
| KLM             | 2         | 0         | 0         | 2            |
| PTA             | 0         | 0         | 0         | 0            |
| ALP             | 1         | 0         | 2         | 3            |
| KTM             | 0         | 0         | 0         | 0            |
| IDK             | 0         | 0         | 0         | 0            |
| EKM             | 1         | 1         | 1         | 3            |
| TSR             | 5         | 6         | 3         | 14           |
| PKD             | 0         | 0         | 0         | 0            |
| MLP             | 1         | 2         | 5         | 8            |
| KKD             | 5         | 3         | 5         | 13           |
| WYD             | 0         | 0         | 0         | 0            |
| KNR             | 1         | 0         | 2         | 3            |
| KSD             | 4         | 7         | 3         | 14           |
| <b>TOTAL</b>    | <b>21</b> | <b>19</b> | <b>21</b> | <b>61</b>    |

*Table II.15*

**NUMBER OF TRIBAL SCHOOLS IN KERALA 2010-11**

| <b>DISTRICT</b> | <b>HS</b> | <b>UP</b> | <b>LP</b> | <b>TOTAL</b> |
|-----------------|-----------|-----------|-----------|--------------|
| TVM             | 1         | 1         | 12        | 14           |
| KLM             | 1         | 0         | 4         | 5            |
| PTA             | 2         | 1         | 0         | 3            |
| ALP             | 0         | 0         | 0         | 0            |
| KTM             | 0         | 3         | 3         | 6            |
| IDK             | 8         | 5         | 10        | 23           |
| EKM             | 0         | 1         | 0         | 1            |
| TSR             | 1         | 0         | 7         | 8            |
| PKD             | 5         | 1         | 9         | 15           |
| MLP             | 1         | 1         | 2         | 4            |
| KKD             | 0         | 0         | 1         | 1            |
| WYD             | 5         | 1         | 0         | 6            |
| KNR             | 1         | 1         | 0         | 2            |
| KSD             | 1         | 0         | 1         | 2            |
| <b>TOTAL</b>    | <b>26</b> | <b>15</b> | <b>49</b> | <b>90</b>    |

*Table II.16*

**Number of Certified Schools, Anglo Indian schools and schools Other than State Syllabus in Kerala--2010-11**

| District     | Certified Schools | Anglo-Indian Schools | Schools Other than State Syllabus |            |                    |                  |
|--------------|-------------------|----------------------|-----------------------------------|------------|--------------------|------------------|
|              |                   |                      | CBSE                              | ICSE       | Kendriya Vidyalaya | Jawahar Navodaya |
| TVM          | 1                 | 0                    | 67                                | 13         | 4                  | 1                |
| KLM          | 1                 | 2                    | 60                                | 14         | 1                  | 1                |
| PTA          | 0                 | 0                    | 38                                | 13         | 1                  | 1                |
| ALP          | 0                 | 0                    | 56                                | 13         | 1                  | 1                |
| KTM          | 1                 | 0                    | 74                                | 10         | 1                  | 1                |
| IDK          | 0                 | 0                    | 34                                | 5          | 0                  | 1                |
| EKM          | 1                 | 2                    | 124                               | 17         | 6                  | 1                |
| TSR          | 1                 | 0                    | 68                                | 10         | 1                  | 1                |
| PKD          | 0                 | 0                    | 53                                | 2          | 3                  | 1                |
| MLP          | 0                 | 0                    | 71                                | 2          | 1                  | 1                |
| KKD          | 1                 | 1                    | 57                                | 3          | 2                  | 1                |
| WYD          | 0                 | 0                    | 16                                | 1          | 1                  | 1                |
| KNR          | 0                 | 2                    | 57                                | 3          | 3                  | 1                |
| KSD          | 0                 | 0                    | 22                                | 2          | 2                  | 1                |
| <b>Total</b> | <b>6</b>          | <b>7</b>             | <b>797</b>                        | <b>108</b> | <b>27</b>          | <b>14</b>        |

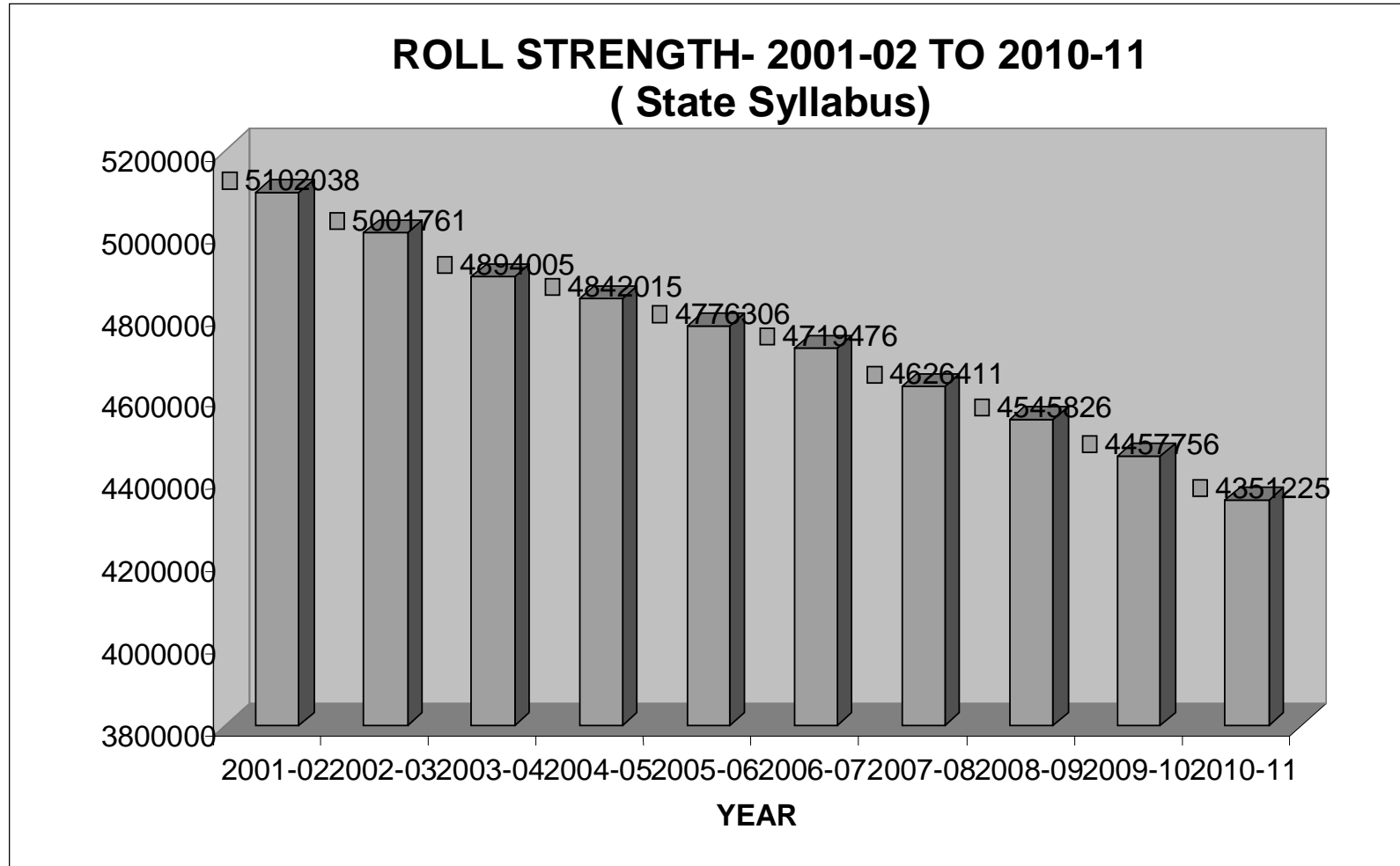
*Table II.17*

**NUMBER OF HIGHER SECONDARY AND VOCATIONAL HIGHER SECONDARY SCHOOLS IN KERALA  
2010-11**

| DISTRICT     | HSS        |            |            |             | VHSS       |            |            |
|--------------|------------|------------|------------|-------------|------------|------------|------------|
|              | Govt.      | Aided      | Unaided    | Total       | Govt.      | Aided      | Total      |
| TVM          | 74         | 46         | 44         | 164         | 30         | 11         | 41         |
| KLM          | 55         | 49         | 25         | 129         | 20         | 32         | 52         |
| PTA          | 26         | 36         | 29         | 91          | 10         | 17         | 27         |
| ALP          | 41         | 49         | 16         | 106         | 14         | 7          | 21         |
| KTM          | 37         | 59         | 28         | 124         | 21         | 10         | 31         |
| IDK          | 31         | 26         | 15         | 72          | 11         | 5          | 16         |
| EKM          | 63         | 63         | 53         | 179         | 22         | 12         | 34         |
| TSR          | 66         | 74         | 50         | 190         | 26         | 10         | 36         |
| PKD          | 56         | 57         | 35         | 148         | 18         | 7          | 25         |
| MLP          | 83         | 71         | 81         | 235         | 24         | 3          | 27         |
| KKD          | 62         | 70         | 35         | 167         | 20         | 8          | 28         |
| WYD          | 30         | 15         | 7          | 52          | 8          | 2          | 10         |
| KNR          | 75         | 55         | 27         | 157         | 18         | 1          | 19         |
| KSD          | 61         | 17         | 16         | 94          | 19         | 3          | 22         |
| <b>TOTAL</b> | <b>760</b> | <b>687</b> | <b>461</b> | <b>1908</b> | <b>261</b> | <b>128</b> | <b>389</b> |

### III. STUDENTS

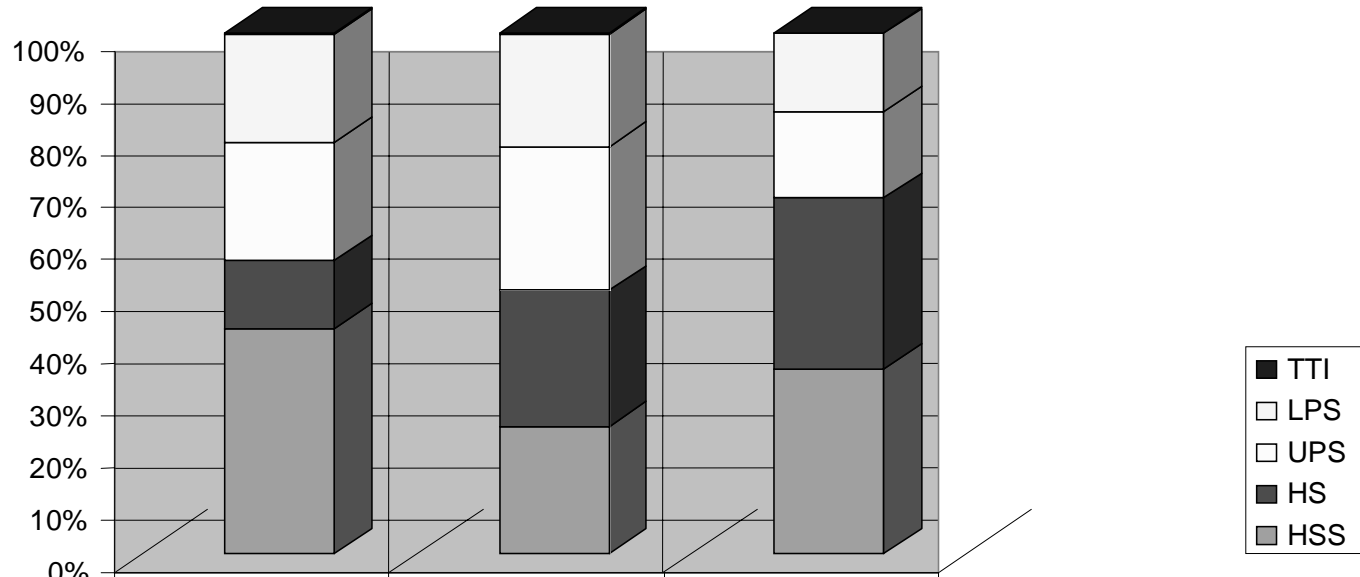
CHART-IV





**CHART-V**

**DISTRIBUTION OF STUDENTS-MANAGEMENT WISE  
2010-11**



|       | GOVT   | AIDED  | UNAIDED |
|-------|--------|--------|---------|
| ■ TTI | 3620   | 6714   | 662     |
| □ LPS | 270453 | 579011 | 54159   |
| □ UPS | 294461 | 744213 | 60338   |
| ■ HS  | 170788 | 701413 | 118867  |
| ■ HSS | 561705 | 656095 | 128726  |

**SCHOOL MANAGEMENT**

**Table III.1**

ENROLMENT OF STUDENTS IN KERALA 2010-11 ( ALL COMMUNITIES )

DISTRICT & MANAGEMENT WISE

| DIST  | GOVT.  |        |         | AIDED   |         |         | UNAIDED |        |        | TOTAL   |         |         |
|-------|--------|--------|---------|---------|---------|---------|---------|--------|--------|---------|---------|---------|
|       | BOYS   | GIRLS  | TOTAL   | BOYS    | GIRLS   | TOTAL   | BOYS    | GIRLS  | TOTAL  | BOYS    | GIRLS   | TOTAL   |
| TVM   | 83278  | 86253  | 169531  | 86037   | 81960   | 167997  | 22699   | 25237  | 47936  | 192014  | 193450  | 385464  |
| KLM   | 54790  | 53496  | 108286  | 90386   | 89178   | 179564  | 13151   | 12817  | 25968  | 158327  | 155491  | 313818  |
| PTA   | 12807  | 12247  | 25054   | 41582   | 38963   | 80545   | 5365    | 5466   | 10831  | 59754   | 56676   | 116430  |
| ALP   | 29897  | 30015  | 59912   | 79210   | 77539   | 156749  | 6101    | 5665   | 11766  | 115208  | 113219  | 228427  |
| KTM   | 16666  | 15260  | 31926   | 81603   | 83227   | 164830  | 9966    | 7683   | 17649  | 108235  | 106170  | 214405  |
| IDK   | 19639  | 16783  | 36422   | 41637   | 40263   | 81900   | 4636    | 4257   | 8893   | 65912   | 61303   | 127215  |
| EKM   | 29018  | 27342  | 56360   | 116230  | 117452  | 233682  | 24794   | 21051  | 45845  | 170042  | 165845  | 335887  |
| TSR   | 40044  | 33785  | 73829   | 137525  | 146412  | 283937  | 20235   | 15224  | 35459  | 197804  | 195421  | 393225  |
| PKD   | 61857  | 62979  | 124836  | 127465  | 121412  | 248877  | 17986   | 17305  | 35291  | 207308  | 201696  | 409004  |
| MLP   | 126592 | 123185 | 249777  | 225423  | 214487  | 439910  | 35472   | 30803  | 66275  | 387487  | 368475  | 755962  |
| KKD   | 62817  | 59654  | 122471  | 146468  | 142681  | 289149  | 9992    | 9902   | 19894  | 219277  | 212237  | 431514  |
| WYD   | 32206  | 29971  | 62177   | 28646   | 28443   | 57089   | 2314    | 2160   | 4474   | 63166   | 60574   | 123740  |
| KNR   | 42659  | 40762  | 83421   | 115367  | 110993  | 226360  | 8718    | 8277   | 16995  | 166744  | 160032  | 326776  |
| KSD   | 49171  | 47854  | 97025   | 39472   | 37385   | 76857   | 7577    | 7899   | 15476  | 96220   | 93138   | 189358  |
| TOTAL | 661441 | 639586 | 1301027 | 1357051 | 1330395 | 2687446 | 189006  | 173746 | 362752 | 2207498 | 2143727 | 4351225 |

**Table III.2**

**ENROLMENT OF STUDENTS IN KERALA 2010-11( ALL COMMUNITIES )  
DISTRICT & STANDARD WISE**

| DIST  | I      | II     | III    | IV     | V      | VI     | VII    | VIII   | IX     | X      | TOTAL   |
|-------|--------|--------|--------|--------|--------|--------|--------|--------|--------|--------|---------|
| TVM   | 28806  | 31590  | 33988  | 35970  | 39151  | 41489  | 43658  | 44047  | 44284  | 42481  | 385464  |
| KLM   | 22797  | 25240  | 26792  | 29022  | 32739  | 34183  | 35588  | 36710  | 36589  | 34158  | 313818  |
| PTA   | 7487   | 8419   | 8967   | 9930   | 12160  | 12918  | 13387  | 14411  | 14564  | 14187  | 116430  |
| ALP   | 15344  | 17021  | 18601  | 20420  | 23762  | 25367  | 25648  | 28135  | 27819  | 26310  | 228427  |
| KTM   | 16212  | 17151  | 18327  | 19457  | 21386  | 22680  | 23602  | 25487  | 25997  | 24106  | 214405  |
| IDK   | 9317   | 10562  | 11543  | 12410  | 13700  | 14087  | 14144  | 14161  | 14259  | 13032  | 127215  |
| EKM   | 24229  | 25563  | 27541  | 29785  | 34247  | 36262  | 37388  | 41006  | 41278  | 38588  | 335887  |
| TSR   | 31054  | 33503  | 34332  | 36604  | 40008  | 41373  | 42779  | 45676  | 46398  | 41498  | 393225  |
| PKD   | 31842  | 36150  | 37760  | 39892  | 42263  | 42847  | 44347  | 46894  | 46011  | 40998  | 409004  |
| MLP   | 64694  | 71666  | 73234  | 76095  | 80162  | 78469  | 79754  | 79442  | 79600  | 72846  | 755962  |
| KKD   | 34180  | 36373  | 37643  | 40549  | 46225  | 47405  | 45605  | 48314  | 49346  | 45874  | 431514  |
| WYD   | 10435  | 11021  | 12081  | 12331  | 13458  | 13456  | 13063  | 13671  | 13060  | 11164  | 123740  |
| KNR   | 24825  | 27039  | 28483  | 30666  | 34905  | 35098  | 34642  | 37492  | 38717  | 34909  | 326776  |
| KSD   | 16289  | 16811  | 17523  | 18812  | 19843  | 19620  | 19838  | 21083  | 20598  | 18941  | 189358  |
| TOTAL | 337511 | 368109 | 386815 | 411943 | 454009 | 465254 | 473443 | 496529 | 498520 | 459092 | 4351225 |

**Table III.3**

ENROLMENT OF STUDENTS IN KERALA 2010-11 ( ALL COMMUNITIES )

DISTRICT & STANDARD WISE

STANDARD I

| DIST  | GOVT. |       |       | AIDED |       |        | UNAIDED |       |       | TOTAL  |        |        |
|-------|-------|-------|-------|-------|-------|--------|---------|-------|-------|--------|--------|--------|
|       | BOYS  | GIRLS | TOTAL | BOYS  | GIRLS | TOTAL  | BOYS    | GIRLS | TOTAL | BOYS   | GIRLS  | TOTAL  |
| TVM   | 6683  | 6583  | 13266 | 4946  | 5152  | 10098  | 2711    | 2731  | 5442  | 14340  | 14466  | 28806  |
| KLM   | 4606  | 4749  | 9355  | 5030  | 5109  | 10139  | 1678    | 1625  | 3303  | 11314  | 11483  | 22797  |
| PTA   | 1385  | 1326  | 2711  | 1756  | 1636  | 3392   | 670     | 714   | 1384  | 3811   | 3676   | 7487   |
| ALP   | 2582  | 2608  | 5190  | 4163  | 4236  | 8399   | 816     | 939   | 1755  | 7561   | 7783   | 15344  |
| KTM   | 1609  | 1477  | 3086  | 5593  | 5428  | 11021  | 1024    | 1081  | 2105  | 8226   | 7986   | 16212  |
| IDK   | 1297  | 1267  | 2564  | 3097  | 2913  | 6010   | 403     | 340   | 743   | 4797   | 4520   | 9317   |
| EKM   | 2440  | 2292  | 4732  | 7350  | 7670  | 15020  | 2279    | 2198  | 4477  | 12069  | 12160  | 24229  |
| TSR   | 2148  | 2083  | 4231  | 11176 | 11526 | 22702  | 2163    | 1958  | 4121  | 15487  | 15567  | 31054  |
| PKD   | 4152  | 4118  | 8270  | 9772  | 10064 | 19836  | 1870    | 1866  | 3736  | 15794  | 16048  | 31842  |
| MLP   | 10436 | 10452 | 20888 | 18342 | 18324 | 36666  | 3852    | 3288  | 7140  | 32630  | 32064  | 64694  |
| KKD   | 3859  | 3760  | 7619  | 12186 | 12318 | 24504  | 954     | 1103  | 2057  | 16999  | 17181  | 34180  |
| WYD   | 2465  | 2308  | 4773  | 2756  | 2367  | 5123   | 276     | 263   | 539   | 5497   | 4938   | 10435  |
| KNR   | 1957  | 1997  | 3954  | 9391  | 9380  | 18771  | 1099    | 1001  | 2100  | 12447  | 12378  | 24825  |
| KSD   | 3688  | 3674  | 7362  | 3462  | 3371  | 6833   | 1042    | 1052  | 2094  | 8192   | 8097   | 16289  |
| TOTAL | 49307 | 48694 | 98001 | 99020 | 99494 | 198514 | 20837   | 20159 | 40996 | 169164 | 168347 | 337511 |

**Table III.4**

## ENROLMENT OF STUDENTS IN HIGHER SECONDARY SCHOOLS 2010-11 ( ALL COMMUNITIES )

## DISTRICT &amp; MANAGEMENT WISE

| DIST  | GOVT.  |        |        | AIDED  |        |        | UNAIDED |       |        | TOTAL  |        |         |
|-------|--------|--------|--------|--------|--------|--------|---------|-------|--------|--------|--------|---------|
|       | BOYS   | GIRLS  | TOTAL  | BOYS   | GIRLS  | TOTAL  | BOYS    | GIRLS | TOTAL  | BOYS   | GIRLS  | TOTAL   |
| TVM   | 32256  | 38580  | 70836  | 37806  | 33069  | 70875  | 9169    | 13906 | 23075  | 79231  | 85555  | 164786  |
| KLM   | 25799  | 23817  | 49616  | 38258  | 30114  | 68372  | 3460    | 3718  | 7178   | 67517  | 57649  | 125166  |
| PTA   | 4615   | 4387   | 9002   | 17157  | 15109  | 32266  | 2132    | 2114  | 4246   | 23904  | 21610  | 45514   |
| ALP   | 7886   | 8001   | 15887  | 30334  | 23151  | 53485  | 1607    | 1176  | 2783   | 39827  | 32328  | 72155   |
| KTM   | 6806   | 6281   | 13087  | 30548  | 24319  | 54867  | 5256    | 3491  | 8747   | 42610  | 34091  | 76701   |
| IDK   | 6396   | 5111   | 11507  | 13222  | 12737  | 25959  | 3115    | 2935  | 6050   | 22733  | 20783  | 43516   |
| EKM   | 14609  | 14078  | 28687  | 38992  | 36118  | 75110  | 10769   | 8992  | 19761  | 64370  | 59188  | 123558  |
| TSR   | 7931   | 5035   | 12966  | 3939   | 3003   | 6942   | 1217    | 1044  | 2261   | 13087  | 9082   | 22169   |
| PKD   | 32803  | 34539  | 67342  | 26416  | 24338  | 50754  | 4572    | 6182  | 10754  | 63791  | 65059  | 128850  |
| MLP   | 57423  | 56159  | 113582 | 37659  | 35632  | 73291  | 10809   | 9038  | 19847  | 105891 | 100829 | 206720  |
| KKD   | 34990  | 35063  | 70053  | 39072  | 36892  | 75964  | 5199    | 5657  | 10856  | 79261  | 77612  | 156873  |
| WYD   | 16810  | 15138  | 31948  | 5715   | 6114   | 11829  | 1544    | 1429  | 2973   | 24069  | 22681  | 46750   |
| KNR   | 3415   | 3573   | 6988   | 15888  | 17703  | 33591  | 2292    | 2213  | 4505   | 21595  | 23489  | 45084   |
| KSD   | 30390  | 29814  | 60204  | 12219  | 10571  | 22790  | 2303    | 3387  | 5690   | 44912  | 43772  | 88684   |
| TOTAL | 282129 | 279576 | 561705 | 347225 | 308870 | 656095 | 63444   | 65282 | 128726 | 692798 | 653728 | 1346526 |

**Table III.5**

**ENROLMENT OF STUDENTS IN HIGH SCHOOLS 2010-11 ( ALL COMMUNITIES )**

**DISTRICT & MANAGEMENT WISE**

| DIST  | GOVT. |       |        | AIDED  |        |        | UNAIDED |       |        | TOTAL  |        |        |
|-------|-------|-------|--------|--------|--------|--------|---------|-------|--------|--------|--------|--------|
|       | BOYS  | GIRLS | TOTAL  | BOYS   | GIRLS  | TOTAL  | BOYS    | GIRLS | TOTAL  | BOYS   | GIRLS  | TOTAL  |
| TVM   | 14039 | 12091 | 26130  | 15382  | 17219  | 32601  | 5115    | 4099  | 9214   | 34536  | 33409  | 67945  |
| KLM   | 3730  | 4367  | 8097   | 13932  | 21914  | 35846  | 3426    | 2860  | 6286   | 21088  | 29141  | 50229  |
| PTA   | 1355  | 1224  | 2579   | 12101  | 12231  | 24332  | 447     | 371   | 818    | 13903  | 13826  | 27729  |
| ALP   | 6441  | 7213  | 13654  | 24380  | 29393  | 53773  | 547     | 340   | 887    | 31368  | 36946  | 68314  |
| KTM   | 1072  | 919   | 1991   | 20478  | 30203  | 50681  | 1141    | 673   | 1814   | 22691  | 31795  | 54486  |
| IDK   | 5519  | 4526  | 10045  | 9216   | 9836   | 19052  | 457     | 401   | 858    | 15192  | 14763  | 29955  |
| EKM   | 1762  | 1241  | 3003   | 38017  | 43252  | 81269  | 7514    | 6040  | 13554  | 47293  | 50533  | 97826  |
| TSR   | 20062 | 17992 | 38054  | 65986  | 77962  | 143948 | 14204   | 9665  | 23869  | 100252 | 105619 | 205871 |
| PKD   | 2200  | 2432  | 4632   | 29520  | 27738  | 57258  | 9093    | 7050  | 16143  | 40813  | 37220  | 78033  |
| MLP   | 745   | 797   | 1542   | 47844  | 45301  | 93145  | 17413   | 15303 | 32716  | 66002  | 61401  | 127403 |
| KKD   | 1849  | 326   | 2175   | 18347  | 22014  | 40361  | 2117    | 1549  | 3666   | 22313  | 23889  | 46202  |
| WYD   | 2289  | 2374  | 4663   | 4589   | 4634   | 9223   | 150     | 131   | 281    | 7028   | 7139   | 14167  |
| KNR   | 26810 | 25152 | 51962  | 26953  | 22997  | 49950  | 2499    | 2513  | 5012   | 56262  | 50662  | 106924 |
| KSD   | 1256  | 1005  | 2261   | 4923   | 5051   | 9974   | 2045    | 1704  | 3749   | 8224   | 7760   | 15984  |
| TOTAL | 89129 | 81659 | 170788 | 331668 | 369745 | 701413 | 66168   | 52699 | 118867 | 486965 | 504103 | 991068 |

**Table III.6**

## ENROLMENT OF STUDENTS IN UP SCHOOLS 2010-11 ( ALL COMMUNITIES )

## DISTRICT &amp; MANAGEMENT WISE

| DIST  | GOVT.  |        |        | AIDED  |        |        | UNAIDED |       |       | TOTAL  |        |         |
|-------|--------|--------|--------|--------|--------|--------|---------|-------|-------|--------|--------|---------|
|       | BOYS   | GIRLS  | TOTAL  | BOYS   | GIRLS  | TOTAL  | BOYS    | GIRLS | TOTAL | BOYS   | GIRLS  | TOTAL   |
| TVM   | 16890  | 15288  | 32178  | 15644  | 14435  | 30079  | 4056    | 3275  | 7331  | 36590  | 32998  | 69588   |
| KLM   | 10291  | 10300  | 20591  | 20701  | 19608  | 40309  | 3052    | 2759  | 5811  | 34044  | 32667  | 66711   |
| PTA   | 2108   | 1975   | 4083   | 6025   | 5603   | 11628  | 1399    | 1403  | 2802  | 9532   | 8981   | 18513   |
| ALP   | 7826   | 7043   | 14869  | 11169  | 10634  | 21803  | 2328    | 1762  | 4090  | 21323  | 19439  | 40762   |
| KTM   | 3858   | 3472   | 7330   | 14190  | 12730  | 26920  | 1639    | 1277  | 2916  | 19687  | 17479  | 37166   |
| IDK   | 4264   | 3926   | 8190   | 10124  | 9227   | 19351  | 564     | 493   | 1057  | 14952  | 13646  | 28598   |
| EKM   | 6243   | 5776   | 12019  | 18084  | 15490  | 33574  | 3330    | 2730  | 6060  | 27657  | 23996  | 51653   |
| TSR   | 5853   | 4967   | 10820  | 35675  | 31132  | 66807  | 1932    | 1764  | 3696  | 43460  | 37863  | 81323   |
| PKD   | 15470  | 14710  | 30180  | 41883  | 40123  | 82006  | 2691    | 2610  | 5301  | 60044  | 57443  | 117487  |
| MLP   | 35706  | 34159  | 69865  | 84074  | 78699  | 162773 | 4919    | 4244  | 9163  | 124699 | 117102 | 241801  |
| KKD   | 16479  | 15336  | 31815  | 55261  | 50595  | 105856 | 1752    | 1494  | 3246  | 73492  | 67425  | 140917  |
| WYD   | 7392   | 7082   | 14474  | 12909  | 12803  | 25712  | 450     | 408   | 858   | 20751  | 20293  | 41044   |
| KNR   | 8361   | 7871   | 16232  | 45358  | 43402  | 88760  | 2726    | 2541  | 5267  | 56445  | 53814  | 110259  |
| KSD   | 11103  | 10712  | 21815  | 14568  | 14067  | 28635  | 1442    | 1298  | 2740  | 27113  | 26077  | 53190   |
| TOTAL | 151844 | 142617 | 294461 | 385665 | 358548 | 744213 | 32280   | 28058 | 60338 | 569789 | 529223 | 1099012 |

**Table III.7**

ENROLMENT OF STUDENTS IN LP SCHOOLS 2010-11 ( ALL COMMUNITIES )

DISTRICT & MANAGEMENT WISE

| DIST  | GOVT.  |        |        | AIDED  |        |        | UNAIDED |       |       | TOTAL  |        |        |
|-------|--------|--------|--------|--------|--------|--------|---------|-------|-------|--------|--------|--------|
|       | BOYS   | GIRLS  | TOTAL  | BOYS   | GIRLS  | TOTAL  | BOYS    | GIRLS | TOTAL | BOYS   | GIRLS  | TOTAL  |
| TVM   | 19141  | 19199  | 38340  | 16403  | 16277  | 32680  | 4359    | 3957  | 8316  | 39903  | 39433  | 79336  |
| KLM   | 14868  | 14929  | 29797  | 17348  | 17399  | 34747  | 3213    | 3480  | 6693  | 35429  | 35808  | 71237  |
| PTA   | 4716   | 4647   | 9363   | 6120   | 5862   | 11982  | 1387    | 1578  | 2965  | 12223  | 12087  | 24310  |
| ALP   | 7699   | 7744   | 15443  | 12668  | 13699  | 26367  | 1619    | 2387  | 4006  | 21986  | 23830  | 45816  |
| KTM   | 4911   | 4556   | 9467   | 16196  | 15771  | 31967  | 1930    | 2242  | 4172  | 23037  | 22569  | 45606  |
| IDK   | 3460   | 3220   | 6680   | 9075   | 8463   | 17538  | 500     | 428   | 928   | 13035  | 12111  | 25146  |
| EKM   | 6288   | 6142   | 12430  | 21108  | 22571  | 43679  | 3181    | 3289  | 6470  | 30577  | 32002  | 62579  |
| TSR   | 6198   | 5734   | 11932  | 31655  | 33900  | 65555  | 2575    | 2396  | 4971  | 40428  | 42030  | 82458  |
| PKD   | 11384  | 11298  | 22682  | 29646  | 29213  | 58859  | 1630    | 1463  | 3093  | 42660  | 41974  | 84634  |
| MLP   | 32718  | 32070  | 64788  | 55846  | 54855  | 110701 | 2331    | 2218  | 4549  | 90895  | 89143  | 180038 |
| KKD   | 9279   | 8896   | 18175  | 33649  | 32702  | 66351  | 924     | 1202  | 2126  | 43852  | 42800  | 86652  |
| WYD   | 5715   | 5377   | 11092  | 4823   | 4245   | 9068   | 170     | 192   | 362   | 10708  | 9814   | 20522  |
| KNR   | 3900   | 3971   | 7871   | 27168  | 26891  | 54059  | 1201    | 1010  | 2211  | 32269  | 31872  | 64141  |
| KSD   | 6240   | 6153   | 12393  | 7762   | 7696   | 15458  | 1787    | 1510  | 3297  | 15789  | 15359  | 31148  |
| TOTAL | 136517 | 133936 | 270453 | 289467 | 289544 | 579011 | 26807   | 27352 | 54159 | 452791 | 450832 | 903623 |



**Table III.8**

ENROLMENT OF STUDENTS IN T T I 2010-11 ( ALL COMMUNITIES )

DISTRICT & MANAGEMENT WISE

| DIST  | GOVT. |       |       | AIDED |       |       | UNAIDED |       |       | TOTAL |       |       |
|-------|-------|-------|-------|-------|-------|-------|---------|-------|-------|-------|-------|-------|
|       | BOYS  | GIRLS | TOTAL | BOYS  | GIRLS | TOTAL | BOYS    | GIRLS | TOTAL | BOYS  | GIRLS | TOTAL |
| TVM   | 952   | 1095  | 2047  | 802   | 960   | 1762  | 0       | 0     | 0     | 1754  | 2055  | 3809  |
| KLM   | 102   | 83    | 185   | 147   | 143   | 290   | 0       | 0     | 0     | 249   | 226   | 475   |
| PTA   | 13    | 14    | 27    | 179   | 158   | 337   | 0       | 0     | 0     | 192   | 172   | 364   |
| ALP   | 45    | 14    | 59    | 659   | 662   | 1321  | 0       | 0     | 0     | 704   | 676   | 1380  |
| KTM   | 19    | 32    | 51    | 191   | 204   | 395   | 0       | 0     | 0     | 210   | 236   | 446   |
| IDK   | 0     | 0     | 0     | 0     | 0     | 0     | 0       | 0     | 0     | 0     | 0     | 0     |
| EKM   | 116   | 105   | 221   | 29    | 21    | 50    | 0       | 0     | 0     | 145   | 126   | 271   |
| TSR   | 0     | 57    | 57    | 270   | 415   | 685   | 307     | 355   | 662   | 577   | 827   | 1404  |
| PKD   | 0     | 0     | 0     | 0     | 0     | 0     | 0       | 0     | 0     | 0     | 0     | 0     |
| MLP   | 0     | 0     | 0     | 0     | 0     | 0     | 0       | 0     | 0     | 0     | 0     | 0     |
| KKD   | 220   | 33    | 253   | 139   | 478   | 617   | 0       | 0     | 0     | 359   | 511   | 870   |
| WYD   | 0     | 0     | 0     | 610   | 647   | 1257  | 0       | 0     | 0     | 610   | 647   | 1257  |
| KNR   | 173   | 195   | 368   | 0     | 0     | 0     | 0       | 0     | 0     | 173   | 195   | 368   |
| KSD   | 182   | 170   | 352   | 0     | 0     | 0     | 0       | 0     | 0     | 182   | 170   | 352   |
| TOTAL | 1822  | 1798  | 3620  | 3026  | 3688  | 6714  | 307     | 355   | 662   | 5155  | 5841  | 10996 |

*Table III.9*

**ENROLMENT OF STUDENTS IN HIGHER SECONDARY SCHOOLS 2010-11 ( ALL COMMUNITIES )**  
**MANAGEMENT & STANDARD WISE**

| DIST        | STD   | GOVT. |        |        | AIDED  |        |        | UNAIDED |       |       | TOTAL  |        |        |         |
|-------------|-------|-------|--------|--------|--------|--------|--------|---------|-------|-------|--------|--------|--------|---------|
|             |       | BOYS  | GIRLS  | TOTAL  | BOYS   | GIRLS  | TOTAL  | BOYS    | GIRLS | TOTAL | BOYS   | GIRLS  | TOTAL  |         |
| STATE TOTAL | I     | 4510  | 4425   | 8935   | 2076   | 2109   | 4185   | 4010    | 4408  | 8418  | 10596  | 10942  | 21538  |         |
|             | II    | 5105  | 4968   | 10073  | 2380   | 2327   | 4707   | 4106    | 4584  | 8690  | 11591  | 11879  | 23470  |         |
|             | III   | 5729  | 5657   | 11386  | 2616   | 2609   | 5225   | 4156    | 4647  | 8803  | 12501  | 12913  | 25414  |         |
|             | IV    | 6458  | 6239   | 12697  | 2866   | 2802   | 5668   | 4412    | 4799  | 9211  | 13736  | 13840  | 27576  |         |
|             | V     | 23160 | 24383  | 47543  | 29418  | 28013  | 57431  | 6831    | 7069  | 13900 | 59409  | 59465  | 118874 |         |
|             | VI    | 26366 | 27231  | 53597  | 34708  | 31704  | 66412  | 7007    | 6959  | 13966 | 68081  | 65894  | 133975 |         |
|             | VII   | 28455 | 28529  | 56984  | 37287  | 32376  | 69663  | 7282    | 7095  | 14377 | 73024  | 68000  | 141024 |         |
|             | VIII  | 62563 | 59835  | 122398 | 81761  | 69967  | 151728 | 8811    | 8783  | 17594 | 153135 | 138585 | 291720 |         |
|             | IX    | 63012 | 60391  | 123403 | 81592  | 71129  | 152721 | 8530    | 8486  | 17016 | 153134 | 140006 | 293140 |         |
|             | X     | 56771 | 57918  | 114689 | 72521  | 65834  | 138355 | 8299    | 8452  | 16751 | 137591 | 132204 | 269795 |         |
|             | TOTAL |       | 282129 | 279576 | 561705 | 347225 | 308870 | 656095  | 63444 | 65282 | 128726 | 692798 | 653728 | 1346526 |

**Table III.10**

ENROLMENT OF STUDENTS IN HIGH SCHOOLS 2010-11 ( ALL COMMUNITIES )

**MANAGEMENT & STANDARD WISE**

| DIST        | STD   | GOVT. |       |       | AIDED  |        |        | UNAIDED |       |       | TOTAL  |        |        |
|-------------|-------|-------|-------|-------|--------|--------|--------|---------|-------|-------|--------|--------|--------|
|             |       | BOYS  | GIRLS | TOTAL | BOYS   | GIRLS  | TOTAL  | BOYS    | GIRLS | TOTAL | BOYS   | GIRLS  | TOTAL  |
| STATE TOTAL | I     | 1997  | 1971  | 3968  | 3749   | 4224   | 7973   | 5666    | 4900  | 10566 | 11412  | 11095  | 22507  |
|             | II    | 2265  | 2282  | 4547  | 4112   | 4751   | 8863   | 5585    | 4727  | 10312 | 11962  | 11760  | 23722  |
|             | III   | 2465  | 2490  | 4955  | 4453   | 4872   | 9325   | 5359    | 4448  | 9807  | 12277  | 11810  | 24087  |
|             | IV    | 2829  | 2723  | 5552  | 4716   | 5151   | 9867   | 5328    | 4368  | 9696  | 12873  | 12242  | 25115  |
|             | V     | 7608  | 6970  | 14578 | 28647  | 35114  | 63761  | 7336    | 5901  | 13237 | 43591  | 47985  | 91576  |
|             | VI    | 8813  | 8102  | 16915 | 32371  | 38828  | 71199  | 7092    | 5369  | 12461 | 48276  | 52299  | 100575 |
|             | VII   | 9536  | 8268  | 17804 | 34374  | 39977  | 74351  | 6812    | 5254  | 12066 | 50722  | 53499  | 104221 |
|             | VIII  | 18218 | 16391 | 34609 | 75769  | 79712  | 155481 | 8394    | 6228  | 14622 | 102381 | 102331 | 204712 |
|             | IX    | 18769 | 16704 | 35473 | 75826  | 80658  | 156484 | 7562    | 5770  | 13332 | 102157 | 103132 | 205289 |
|             | X     | 16629 | 15758 | 32387 | 67651  | 76458  | 144109 | 7034    | 5734  | 12768 | 91314  | 97950  | 189264 |
|             | TOTAL |       | 89129 | 81659 | 170788 | 331668 | 369745 | 701413  | 66168 | 52699 | 118867 | 486965 | 504103 |

**Table III.11**

ENROLMENT OF STUDENTS IN UP SCHOOLS 2010-11 ( ALL COMMUNITIES )

**MANAGEMENT & STANDARD WISE**

| DIST        | STD   | GOVT. |        |        | AIDED  |        |        | UNAIDED |       |       | TOTAL  |        |        |         |
|-------------|-------|-------|--------|--------|--------|--------|--------|---------|-------|-------|--------|--------|--------|---------|
|             |       | BOYS  | GIRLS  | TOTAL  | BOYS   | GIRLS  | TOTAL  | BOYS    | GIRLS | TOTAL | BOYS   | GIRLS  | TOTAL  |         |
| STATE TOTAL | I     | 13898 | 13715  | 27613  | 29917  | 29116  | 59033  | 4565    | 4065  | 8630  | 48380  | 46896  | 95276  |         |
|             | II    | 15479 | 14849  | 30328  | 33142  | 31616  | 64758  | 4579    | 4052  | 8631  | 53200  | 50517  | 103717 |         |
|             | III   | 16654 | 15961  | 32615  | 34875  | 33157  | 68032  | 4377    | 4126  | 8503  | 55906  | 53244  | 109150 |         |
|             | IV    | 18121 | 17316  | 35437  | 37612  | 35663  | 73275  | 4638    | 3950  | 8588  | 60371  | 56929  | 117300 |         |
|             | V     | 28957 | 26617  | 55574  | 79286  | 73656  | 152942 | 5139    | 4349  | 9488  | 113382 | 104622 | 218004 |         |
|             | VI    | 29557 | 27355  | 56912  | 85151  | 78354  | 163505 | 4653    | 3951  | 8604  | 119361 | 109660 | 229021 |         |
|             | VII   | 29178 | 26804  | 55982  | 85682  | 76986  | 162668 | 4329    | 3565  | 7894  | 119189 | 107355 | 226544 |         |
|             | VIII  | 0     | 0      | 0      | 0      | 0      | 0      | 0       | 0     | 0     | 0      | 0      | 0      | 0       |
|             | IX    | 0     | 0      | 0      | 0      | 0      | 0      | 0       | 0     | 0     | 0      | 0      | 0      | 0       |
|             | X     | 0     | 0      | 0      | 0      | 0      | 0      | 0       | 0     | 0     | 0      | 0      | 0      | 0       |
|             | TOTAL |       | 151844 | 142617 | 294461 | 385665 | 358548 | 744213  | 32280 | 28058 | 60338  | 569789 | 529223 | 1099012 |

**Table III.12**

ENROLMENT OF STUDENTS IN LP SCHOOLS 2010-11 ( ALL COMMUNITIES )

**MANAGEMENT & STANDARD WISE**

LP SCHOOLS

| DIST        | STD   | GOVT. |        |        | AIDED  |        |        | UNAIDED |       |       | TOTAL  |        |        |
|-------------|-------|-------|--------|--------|--------|--------|--------|---------|-------|-------|--------|--------|--------|
|             |       | BOYS  | GIRLS  | TOTAL  | BOYS   | GIRLS  | TOTAL  | BOYS    | GIRLS | TOTAL | BOYS   | GIRLS  | TOTAL  |
| STATE TOTAL | I     | 28654 | 28316  | 56970  | 62945  | 63587  | 126532 | 6590    | 6786  | 13376 | 98189  | 98689  | 196878 |
|             | II    | 32110 | 31942  | 64052  | 68946  | 69311  | 138257 | 6561    | 6702  | 13263 | 107617 | 107955 | 215572 |
|             | III   | 34868 | 33755  | 68623  | 72483  | 72160  | 144643 | 6618    | 6891  | 13509 | 113969 | 112806 | 226775 |
|             | IV    | 37427 | 36617  | 74044  | 76448  | 76247  | 152695 | 6829    | 6825  | 13654 | 120704 | 119689 | 240393 |
|             | V     | 3458  | 3306   | 6764   | 8645   | 8239   | 16884  | 209     | 148   | 357   | 12312  | 11693  | 24005  |
|             | VI    | 0     | 0      | 0      | 0      | 0      | 0      | 0       | 0     | 0     | 0      | 0      | 0      |
|             | VII   | 0     | 0      | 0      | 0      | 0      | 0      | 0       | 0     | 0     | 0      | 0      | 0      |
|             | VIII  | 0     | 0      | 0      | 0      | 0      | 0      | 0       | 0     | 0     | 0      | 0      | 0      |
|             | IX    | 0     | 0      | 0      | 0      | 0      | 0      | 0       | 0     | 0     | 0      | 0      | 0      |
|             | X     | 0     | 0      | 0      | 0      | 0      | 0      | 0       | 0     | 0     | 0      | 0      | 0      |
|             | TOTAL |       | 136517 | 133936 | 270453 | 289467 | 289544 | 579011  | 26807 | 27352 | 54159  | 452791 | 450832 |

**Table III.13**

ENROLMENT OF STUDENTS IN T T I 2010-11 ( ALL COMMUNITIES )

**MANAGEMENT & STANDARD WISE**

T T I

| DIST        | STD  | GOVT. |       |       | AIDED |       |       | UNAIDED |       |       | TOTAL |       |       |
|-------------|------|-------|-------|-------|-------|-------|-------|---------|-------|-------|-------|-------|-------|
|             |      | BOYS  | GIRLS | TOTAL | BOYS  | GIRLS | TOTAL | BOYS    | GIRLS | TOTAL | BOYS  | GIRLS | TOTAL |
| STATE TOTAL | I    | 248   | 267   | 515   | 333   | 458   | 791   | 6       | 0     | 6     | 587   | 725   | 1312  |
|             | II   | 206   | 298   | 504   | 354   | 654   | 1008  | 0       | 116   | 116   | 560   | 1068  | 1628  |
|             | III  | 239   | 263   | 502   | 349   | 538   | 887   | 0       | 0     | 0     | 588   | 801   | 1389  |
|             | IV   | 237   | 307   | 544   | 420   | 556   | 976   | 39      | 0     | 39    | 696   | 863   | 1559  |
|             | V    | 279   | 203   | 482   | 509   | 467   | 976   | 37      | 55    | 92    | 825   | 725   | 1550  |
|             | VI   | 312   | 238   | 550   | 530   | 513   | 1043  | 52      | 38    | 90    | 894   | 789   | 1683  |
|             | VII  | 301   | 222   | 523   | 531   | 502   | 1033  | 60      | 38    | 98    | 892   | 762   | 1654  |
|             | VIII | 0     | 0     | 0     | 0     | 0     | 0     | 65      | 32    | 97    | 65    | 32    | 97    |
|             | IX   | 0     | 0     | 0     | 0     | 0     | 0     | 48      | 43    | 91    | 48    | 43    | 91    |
|             | X    | 0     | 0     | 0     | 0     | 0     | 0     | 0       | 33    | 33    | 0     | 33    | 33    |
| TOTAL       |      | 1822  | 1798  | 3620  | 3026  | 3688  | 6714  | 307     | 355   | 662   | 5155  | 5841  | 10996 |

**Table III.14**

ENROLMENT OF STUDENTS IN KERALA 2010-11 ( ALL COMMUNITIES )

MANAGEMENT & STANDARD WISE

| GRAND TOTAL |       |       |        |        |         |         |         |         |        |        |        |         |         |
|-------------|-------|-------|--------|--------|---------|---------|---------|---------|--------|--------|--------|---------|---------|
| DIST        | STD   | GOVT. |        |        | AIDED   |         |         | UNAIDED |        |        | TOTAL  |         |         |
|             |       | BOYS  | GIRLS  | TOTAL  | BOYS    | GIRLS   | TOTAL   | BOYS    | GIRLS  | TOTAL  | BOYS   | GIRLS   | TOTAL   |
| STATE TOTAL | I     | 49307 | 48694  | 98001  | 99020   | 99494   | 198514  | 20837   | 20159  | 40996  | 169164 | 168347  | 337511  |
|             | II    | 55165 | 54339  | 109504 | 108934  | 108659  | 217593  | 20831   | 20181  | 41012  | 184930 | 183179  | 368109  |
|             | III   | 59955 | 58126  | 118081 | 114776  | 113336  | 228112  | 20510   | 20112  | 40622  | 195241 | 191574  | 386815  |
|             | IV    | 65072 | 63202  | 128274 | 122062  | 120419  | 242481  | 21246   | 19942  | 41188  | 208380 | 203563  | 411943  |
|             | V     | 63462 | 61479  | 124941 | 146505  | 145489  | 291994  | 19552   | 17522  | 37074  | 229519 | 224490  | 454009  |
|             | VI    | 65048 | 62926  | 127974 | 152760  | 149399  | 302159  | 18804   | 16317  | 35121  | 236612 | 228642  | 465254  |
|             | VII   | 67470 | 63823  | 131293 | 157874  | 149841  | 307715  | 18483   | 15952  | 34435  | 243827 | 229616  | 473443  |
|             | VIII  | 80781 | 76226  | 157007 | 157530  | 149679  | 307209  | 17270   | 15043  | 32313  | 255581 | 240948  | 496529  |
|             | IX    | 81781 | 77095  | 158876 | 157418  | 151787  | 309205  | 16140   | 14299  | 30439  | 255339 | 243181  | 498520  |
|             | X     | 73400 | 73676  | 147076 | 140172  | 142292  | 282464  | 15333   | 14219  | 29552  | 228905 | 230187  | 459092  |
|             | TOTAL |       | 661441 | 639586 | 1301027 | 1357051 | 1330395 | 2687446 | 189006 | 173746 | 362752 | 2207498 | 2143727 |

**Table III.15**

ENROLMENT OF STUDENTS IN KERALA 2010-11 ( SCHEDULED CASTE )

DISTRICT & MANAGEMENT WISE

| DIST  | GOVT. |       |        | AIDED  |        |        | UNAIDED |       |       | TOTAL  |        |        |
|-------|-------|-------|--------|--------|--------|--------|---------|-------|-------|--------|--------|--------|
|       | BOYS  | GIRLS | TOTAL  | BOYS   | GIRLS  | TOTAL  | BOYS    | GIRLS | TOTAL | BOYS   | GIRLS  | TOTAL  |
| TVM   | 15044 | 15376 | 30420  | 12510  | 11594  | 24104  | 1459    | 1690  | 3149  | 29013  | 28660  | 57673  |
| KLM   | 10189 | 10010 | 20199  | 15238  | 14234  | 29472  | 786     | 779   | 1565  | 26213  | 25023  | 51236  |
| PTA   | 3763  | 3469  | 7232   | 7607   | 7232   | 14839  | 290     | 302   | 592   | 11660  | 11003  | 22663  |
| ALP   | 4540  | 4508  | 9048   | 9035   | 8452   | 17487  | 505     | 460   | 965   | 14080  | 13420  | 27500  |
| KTM   | 2779  | 2551  | 5330   | 8179   | 8293   | 16472  | 317     | 229   | 546   | 11275  | 11073  | 22348  |
| IDK   | 4242  | 3347  | 7589   | 4517   | 4717   | 9234   | 476     | 351   | 827   | 9235   | 8415   | 17650  |
| EKM   | 5605  | 5024  | 10629  | 12447  | 11819  | 24266  | 1030    | 909   | 1939  | 19082  | 17752  | 36834  |
| TSR   | 7987  | 6700  | 14687  | 20260  | 19780  | 40040  | 517     | 406   | 923   | 28764  | 26886  | 55650  |
| PKD   | 12852 | 12355 | 25207  | 23724  | 21431  | 45155  | 546     | 487   | 1033  | 37122  | 34273  | 71395  |
| MLP   | 12590 | 12227 | 24817  | 16785  | 15121  | 31906  | 411     | 377   | 788   | 29786  | 27725  | 57511  |
| KKD   | 5537  | 5131  | 10668  | 10143  | 9823   | 19966  | 239     | 238   | 477   | 15919  | 15192  | 31111  |
| WYD   | 1962  | 1680  | 3642   | 1459   | 1459   | 2918   | 63      | 55    | 118   | 3484   | 3194   | 6678   |
| KNR   | 2296  | 2051  | 4347   | 3817   | 3706   | 7523   | 89      | 72    | 161   | 6202   | 5829   | 12031  |
| KSD   | 2470  | 2346  | 4816   | 2255   | 2058   | 4313   | 22      | 25    | 47    | 4747   | 4429   | 9176   |
| TOTAL | 91856 | 86775 | 178631 | 147976 | 139719 | 287695 | 6750    | 6380  | 13130 | 246582 | 232874 | 479456 |



**Table III.16**

ENROLMENT OF STUDENTS IN KERALA 2010-11 ( SCHEDULED CASTE )

DISTRICT & STANDARD WISE

| DIST  | I     | II    | III   | IV    | V     | VI    | VII   | VIII  | IX    | X     | TOTAL  |
|-------|-------|-------|-------|-------|-------|-------|-------|-------|-------|-------|--------|
|       |       |       |       |       |       |       |       |       |       |       |        |
| TVM   | 4544  | 4768  | 4927  | 5436  | 6079  | 6236  | 6434  | 6553  | 6640  | 6056  | 57673  |
| KLM   | 4200  | 4708  | 4670  | 4927  | 5340  | 5413  | 5553  | 5662  | 5767  | 4996  | 51236  |
| PTA   | 1711  | 1888  | 1945  | 2110  | 2412  | 2451  | 2504  | 2625  | 2603  | 2414  | 22663  |
| ALP   | 2122  | 2300  | 2406  | 2674  | 2894  | 3007  | 2930  | 3096  | 3177  | 2894  | 27500  |
| KTM   | 1702  | 1869  | 2011  | 2048  | 2249  | 2471  | 2433  | 2689  | 2638  | 2238  | 22348  |
| IDK   | 1108  | 1520  | 1688  | 1777  | 1941  | 1990  | 2002  | 1983  | 1965  | 1676  | 17650  |
| EKM   | 2698  | 2934  | 3131  | 3442  | 3868  | 4110  | 3984  | 4491  | 4417  | 3759  | 36834  |
| TSR   | 4321  | 4729  | 4860  | 5371  | 5857  | 6128  | 6098  | 6582  | 6628  | 5076  | 55650  |
| PKD   | 5193  | 6225  | 6474  | 7229  | 7409  | 7600  | 7870  | 8576  | 8183  | 6636  | 71395  |
| MLP   | 4940  | 5317  | 5448  | 5572  | 6292  | 6226  | 6308  | 6280  | 6036  | 5092  | 57511  |
| KKD   | 2567  | 2713  | 2726  | 2901  | 3333  | 3622  | 3181  | 3496  | 3480  | 3092  | 31111  |
| WYD   | 440   | 535   | 541   | 618   | 704   | 744   | 767   | 857   | 818   | 654   | 6678   |
| KNR   | 892   | 938   | 995   | 1122  | 1312  | 1374  | 1313  | 1428  | 1438  | 1219  | 12031  |
| KSD   | 778   | 752   | 857   | 976   | 1004  | 1030  | 1026  | 1034  | 909   | 810   | 9176   |
| TOTAL | 37216 | 41196 | 42679 | 46203 | 50694 | 52402 | 52403 | 55352 | 54699 | 46612 | 479456 |

**Table III.17**

## ENROLMENT OF STUDENTS IN KERALA 2010-11 ( SCHEDULED CASTE )

## DISTRICT &amp; STANDARD WISE

## STANDARD I

| DIST  | GOVT. |       |       | AIDED |       |       | UNAIDED |       |       | TOTAL |       |       |
|-------|-------|-------|-------|-------|-------|-------|---------|-------|-------|-------|-------|-------|
|       | BOYS  | GIRLS | TOTAL | BOYS  | GIRLS | TOTAL | BOYS    | GIRLS | TOTAL | BOYS  | GIRLS | TOTAL |
| TVM   | 1350  | 1363  | 2713  | 690   | 682   | 1372  | 219     | 240   | 459   | 2259  | 2285  | 4544  |
| KLM   | 1069  | 1065  | 2134  | 946   | 875   | 1821  | 125     | 120   | 245   | 2140  | 2060  | 4200  |
| PTA   | 483   | 406   | 889   | 355   | 356   | 711   | 52      | 59    | 111   | 890   | 821   | 1711  |
| ALP   | 425   | 428   | 853   | 531   | 544   | 1075  | 94      | 100   | 194   | 1050  | 1072  | 2122  |
| KTM   | 258   | 262   | 520   | 544   | 535   | 1079  | 56      | 47    | 103   | 858   | 844   | 1702  |
| IDK   | 159   | 137   | 296   | 373   | 352   | 725   | 47      | 40    | 87    | 579   | 529   | 1108  |
| EKM   | 470   | 466   | 936   | 759   | 765   | 1524  | 131     | 107   | 238   | 1360  | 1338  | 2698  |
| TSR   | 447   | 408   | 855   | 1712  | 1623  | 3335  | 70      | 61    | 131   | 2229  | 2092  | 4321  |
| PKD   | 812   | 791   | 1603  | 1754  | 1674  | 3428  | 92      | 70    | 162   | 2658  | 2535  | 5193  |
| MLP   | 994   | 1023  | 2017  | 1423  | 1414  | 2837  | 44      | 42    | 86    | 2461  | 2479  | 4940  |
| KKD   | 383   | 359   | 742   | 893   | 865   | 1758  | 39      | 28    | 67    | 1315  | 1252  | 2567  |
| WYD   | 114   | 95    | 209   | 110   | 106   | 216   | 9       | 6     | 15    | 233   | 207   | 440   |
| KNR   | 102   | 107   | 209   | 341   | 324   | 665   | 9       | 9     | 18    | 452   | 440   | 892   |
| KSD   | 215   | 170   | 385   | 203   | 188   | 391   | 0       | 2     | 2     | 418   | 360   | 778   |
| TOTAL | 7281  | 7080  | 14361 | 10634 | 10303 | 20937 | 987     | 931   | 1918  | 18902 | 18314 | 37216 |

**Table III.18**

ENROLMENT OF STUDENTS IN HIGHER SECONDARY SCHOOLS 2010-11 ( SCHEDULED CASTE )

DISTRICT & MANAGEMENT WISE

| DIST  | GOVT. |       |       | AIDED |       |       | UNAIDED |       |       | TOTAL |       |        |
|-------|-------|-------|-------|-------|-------|-------|---------|-------|-------|-------|-------|--------|
|       | BOYS  | GIRLS | TOTAL | BOYS  | GIRLS | TOTAL | BOYS    | GIRLS | TOTAL | BOYS  | GIRLS | TOTAL  |
| TVM   | 5516  | 6434  | 11950 | 4916  | 4544  | 9460  | 434     | 826   | 1260  | 10866 | 11804 | 22670  |
| KLM   | 4073  | 3908  | 7981  | 5870  | 4507  | 10377 | 201     | 225   | 426   | 10144 | 8640  | 18784  |
| PTA   | 1253  | 1193  | 2446  | 2720  | 2363  | 5083  | 32      | 25    | 57    | 4005  | 3581  | 7586   |
| ALP   | 1182  | 1253  | 2435  | 2879  | 2160  | 5039  | 75      | 52    | 127   | 4136  | 3465  | 7601   |
| KTM   | 1107  | 985   | 2092  | 2725  | 2077  | 4802  | 113     | 64    | 177   | 3945  | 3126  | 7071   |
| IDK   | 1432  | 957   | 2389  | 799   | 819   | 1618  | 164     | 87    | 251   | 2395  | 1863  | 4258   |
| EKM   | 2600  | 2346  | 4946  | 4311  | 3641  | 7952  | 352     | 330   | 682   | 7263  | 6317  | 13580  |
| TSR   | 1605  | 1032  | 2637  | 615   | 486   | 1101  | 14      | 12    | 26    | 2234  | 1530  | 3764   |
| PKD   | 6968  | 6817  | 13785 | 3706  | 3244  | 6950  | 178     | 186   | 364   | 10852 | 10247 | 21099  |
| MLP   | 6262  | 6228  | 12490 | 2706  | 2380  | 5086  | 151     | 134   | 285   | 9119  | 8742  | 17861  |
| KKD   | 3063  | 3004  | 6067  | 2110  | 2184  | 4294  | 112     | 131   | 243   | 5285  | 5319  | 10604  |
| WYD   | 1237  | 1008  | 2245  | 251   | 270   | 521   | 41      | 38    | 79    | 1529  | 1316  | 2845   |
| KNR   | 1430  | 1293  | 2723  | 654   | 643   | 1297  | 35      | 32    | 67    | 2119  | 1968  | 4087   |
| KSD   | 1441  | 1460  | 2901  | 505   | 400   | 905   | 10      | 17    | 27    | 1956  | 1877  | 3833   |
| TOTAL | 39169 | 37918 | 77087 | 34767 | 29718 | 64485 | 1912    | 2159  | 4071  | 75848 | 69795 | 145643 |

**Table III.19**

ENROLMENT OF STUDENTS IN HIGH SCHOOLS 2010-11 ( SCHEDULED CASTE )

DISTRICT & MANAGEMENT WISE

| DIST  | GOVT. |       |       | AIDED |       |       | UNAIDED |       |       | TOTAL |       |        |
|-------|-------|-------|-------|-------|-------|-------|---------|-------|-------|-------|-------|--------|
|       | BOYS  | GIRLS | TOTAL | BOYS  | GIRLS | TOTAL | BOYS    | GIRLS | TOTAL | BOYS  | GIRLS | TOTAL  |
| TVM   | 2711  | 2430  | 5141  | 2617  | 2288  | 4905  | 237     | 199   | 436   | 5565  | 4917  | 10482  |
| KLM   | 768   | 822   | 1590  | 2360  | 3389  | 5749  | 217     | 184   | 401   | 3345  | 4395  | 7740   |
| PTA   | 396   | 327   | 723   | 2205  | 2360  | 4565  | 23      | 20    | 43    | 2624  | 2707  | 5331   |
| ALP   | 846   | 980   | 1826  | 2937  | 3161  | 6098  | 9       | 0     | 9     | 3792  | 4141  | 7933   |
| KTM   | 205   | 173   | 378   | 2295  | 3191  | 5486  | 39      | 28    | 67    | 2539  | 3392  | 5931   |
| IDK   | 1123  | 937   | 2060  | 1528  | 1793  | 3321  | 109     | 91    | 200   | 2760  | 2821  | 5581   |
| EKM   | 406   | 274   | 680   | 3908  | 4116  | 8024  | 326     | 257   | 583   | 4640  | 4647  | 9287   |
| TSR   | 3796  | 3395  | 7191  | 9211  | 9601  | 18812 | 327     | 211   | 538   | 13334 | 13207 | 26541  |
| PKD   | 571   | 702   | 1273  | 5701  | 5293  | 10994 | 181     | 142   | 323   | 6453  | 6137  | 12590  |
| MLP   | 18    | 23    | 41    | 3093  | 2789  | 5882  | 128     | 129   | 257   | 3239  | 2941  | 6180   |
| KKD   | 116   | 26    | 142   | 1366  | 1431  | 2797  | 32      | 24    | 56    | 1514  | 1481  | 2995   |
| WYD   | 104   | 108   | 212   | 334   | 345   | 679   | 1       | 2     | 3     | 439   | 455   | 894    |
| KNR   | 263   | 197   | 460   | 438   | 467   | 905   | 19      | 17    | 36    | 720   | 681   | 1401   |
| KSD   | 82    | 32    | 114   | 362   | 348   | 710   | 1       | 2     | 3     | 445   | 382   | 827    |
| TOTAL | 11405 | 10426 | 21831 | 38355 | 40572 | 78927 | 1649    | 1306  | 2955  | 51409 | 52304 | 103713 |

**Table III.20**

## ENROLMENT OF STUDENTS IN UP SCHOOLS 2010-11 ( SCHEDULED CASTE )

## DISTRICT &amp; MANAGEMENT WISE

| DIST  | GOVT. |       |       | AIDED |       |       | UNAIDED |       |       | TOTAL |       |        |
|-------|-------|-------|-------|-------|-------|-------|---------|-------|-------|-------|-------|--------|
|       | BOYS  | GIRLS | TOTAL | BOYS  | GIRLS | TOTAL | BOYS    | GIRLS | TOTAL | BOYS  | GIRLS | TOTAL  |
| TVM   | 2958  | 2691  | 5649  | 2553  | 2407  | 4960  | 306     | 244   | 550   | 5817  | 5342  | 11159  |
| KLM   | 1932  | 1899  | 3831  | 3852  | 3442  | 7294  | 178     | 181   | 359   | 5962  | 5522  | 11484  |
| PTA   | 656   | 616   | 1272  | 1359  | 1238  | 2597  | 84      | 89    | 173   | 2099  | 1943  | 4042   |
| ALP   | 1199  | 1025  | 2224  | 1558  | 1477  | 3035  | 223     | 167   | 390   | 2980  | 2669  | 5649   |
| KTM   | 687   | 656   | 1343  | 1423  | 1310  | 2733  | 90      | 51    | 141   | 2200  | 2017  | 4217   |
| IDK   | 1087  | 907   | 1994  | 907   | 826   | 1733  | 82      | 60    | 142   | 2076  | 1793  | 3869   |
| EKM   | 1187  | 1081  | 2268  | 1944  | 1696  | 3640  | 140     | 134   | 274   | 3271  | 2911  | 6182   |
| TSR   | 1300  | 1081  | 2381  | 5385  | 4816  | 10201 | 61      | 57    | 118   | 6746  | 5954  | 12700  |
| PKD   | 2829  | 2474  | 5303  | 8905  | 7956  | 16861 | 117     | 88    | 205   | 11851 | 10518 | 22369  |
| MLP   | 3139  | 2968  | 6107  | 7104  | 6301  | 13405 | 101     | 86    | 187   | 10344 | 9355  | 19699  |
| KKD   | 1510  | 1284  | 2794  | 4571  | 4159  | 8730  | 55      | 46    | 101   | 6136  | 5489  | 11625  |
| WYD   | 354   | 330   | 684   | 572   | 589   | 1161  | 12      | 9     | 21    | 938   | 928   | 1866   |
| KNR   | 399   | 360   | 759   | 1752  | 1672  | 3424  | 26      | 17    | 43    | 2177  | 2049  | 4226   |
| KSD   | 620   | 533   | 1153  | 947   | 882   | 1829  | 8       | 5     | 13    | 1575  | 1420  | 2995   |
| TOTAL | 19857 | 17905 | 37762 | 42832 | 38771 | 81603 | 1483    | 1234  | 2717  | 64172 | 57910 | 122082 |

**Table III.21**

## ENROLMENT OF STUDENTS IN LP SCHOOLS 2010-11 ( SCHEDULED CASTE )

## DISTRICT &amp; MANAGEMENT WISE

| DIST  | GOVT. |       |       | AIDED |       |       | UNAIDED |       |       | TOTAL |       |        |
|-------|-------|-------|-------|-------|-------|-------|---------|-------|-------|-------|-------|--------|
|       | BOYS  | GIRLS | TOTAL | BOYS  | GIRLS | TOTAL | BOYS    | GIRLS | TOTAL | BOYS  | GIRLS | TOTAL  |
| TVM   | 3709  | 3635  | 7344  | 2290  | 2230  | 4520  | 482     | 421   | 903   | 6481  | 6286  | 12767  |
| KLM   | 3396  | 3363  | 6759  | 3118  | 2864  | 5982  | 190     | 189   | 379   | 6704  | 6416  | 13120  |
| PTA   | 1453  | 1332  | 2785  | 1305  | 1251  | 2556  | 151     | 168   | 319   | 2909  | 2751  | 5660   |
| ALP   | 1299  | 1239  | 2538  | 1608  | 1590  | 3198  | 198     | 241   | 439   | 3105  | 3070  | 6175   |
| KTM   | 778   | 734   | 1512  | 1731  | 1692  | 3423  | 75      | 86    | 161   | 2584  | 2512  | 5096   |
| IDK   | 600   | 546   | 1146  | 1283  | 1279  | 2562  | 121     | 113   | 234   | 2004  | 1938  | 3942   |
| EKM   | 1381  | 1292  | 2673  | 2284  | 2366  | 4650  | 212     | 188   | 400   | 3877  | 3846  | 7723   |
| TSR   | 1286  | 1186  | 2472  | 5025  | 4843  | 9868  | 108     | 102   | 210   | 6419  | 6131  | 12550  |
| PKD   | 2484  | 2362  | 4846  | 5412  | 4938  | 10350 | 70      | 71    | 141   | 7966  | 7371  | 15337  |
| MLP   | 3171  | 3008  | 6179  | 3882  | 3651  | 7533  | 31      | 28    | 59    | 7084  | 6687  | 13771  |
| KKD   | 830   | 809   | 1639  | 2087  | 2013  | 4100  | 40      | 37    | 77    | 2957  | 2859  | 5816   |
| WYD   | 267   | 234   | 501   | 266   | 229   | 495   | 9       | 6     | 15    | 542   | 469   | 1011   |
| KNR   | 193   | 193   | 386   | 973   | 924   | 1897  | 9       | 6     | 15    | 1175  | 1123  | 2298   |
| KSD   | 327   | 321   | 648   | 441   | 428   | 869   | 3       | 1     | 4     | 771   | 750   | 1521   |
| TOTAL | 21174 | 20254 | 41428 | 31705 | 30298 | 62003 | 1699    | 1657  | 3356  | 54578 | 52209 | 106787 |

**Table III.22**

## ENROLMENT OF STUDENTS IN T T I 2010-11 ( SCHEDULED CASTE )

## DISTRICT &amp; MANAGEMENT WISE

| DIST  | GOVT. |       |       | AIDED |       |       | UNAIDED |       |       | TOTAL |       |       |
|-------|-------|-------|-------|-------|-------|-------|---------|-------|-------|-------|-------|-------|
|       | BOYS  | GIRLS | TOTAL | BOYS  | GIRLS | TOTAL | BOYS    | GIRLS | TOTAL | BOYS  | GIRLS | TOTAL |
| TVM   | 150   | 186   | 336   | 134   | 125   | 259   | 0       | 0     | 0     | 284   | 311   | 595   |
| KLM   | 20    | 18    | 38    | 38    | 32    | 70    | 0       | 0     | 0     | 58    | 50    | 108   |
| PTA   | 5     | 1     | 6     | 18    | 20    | 38    | 0       | 0     | 0     | 23    | 21    | 44    |
| ALP   | 14    | 11    | 25    | 53    | 64    | 117   | 0       | 0     | 0     | 67    | 75    | 142   |
| KTM   | 2     | 3     | 5     | 5     | 23    | 28    | 0       | 0     | 0     | 7     | 26    | 33    |
| IDK   | 0     | 0     | 0     | 0     | 0     | 0     | 0       | 0     | 0     | 0     | 0     | 0     |
| EKM   | 31    | 31    | 62    | 0     | 0     | 0     | 0       | 0     | 0     | 31    | 31    | 62    |
| TSR   | 0     | 6     | 6     | 24    | 34    | 58    | 7       | 24    | 31    | 31    | 64    | 95    |
| PKD   | 0     | 0     | 0     | 0     | 0     | 0     | 0       | 0     | 0     | 0     | 0     | 0     |
| MLP   | 0     | 0     | 0     | 0     | 0     | 0     | 0       | 0     | 0     | 0     | 0     | 0     |
| KKD   | 18    | 8     | 26    | 9     | 36    | 45    | 0       | 0     | 0     | 27    | 44    | 71    |
| WYD   | 0     | 0     | 0     | 36    | 26    | 62    | 0       | 0     | 0     | 36    | 26    | 62    |
| KNR   | 11    | 8     | 19    | 0     | 0     | 0     | 0       | 0     | 0     | 11    | 8     | 19    |
| KSD   | 0     | 0     | 0     | 0     | 0     | 0     | 0       | 0     | 0     | 0     | 0     | 0     |
| TOTAL | 251   | 272   | 523   | 317   | 360   | 677   | 7       | 24    | 31    | 575   | 656   | 1231  |

*Table III.23*

**ENROLMENT OF STUDENTS IN HIGHER SECONDARY SCHOOLS 2010-11 ( SCHEDULED CASTE )**

MANAGEMENT & STANDARD WISE

| STD   | GOVT. |       |       | AIDED |       |       | UNAIDED |       |       | TOTAL |       |        |
|-------|-------|-------|-------|-------|-------|-------|---------|-------|-------|-------|-------|--------|
|       | BOYS  | GIRLS | TOTAL | BOYS  | GIRLS | TOTAL | BOYS    | GIRLS | TOTAL | BOYS  | GIRLS | TOTAL  |
| I     | 602   | 556   | 1158  | 168   | 189   | 357   | 177     | 168   | 345   | 947   | 913   | 1860   |
| II    | 655   | 645   | 1300  | 208   | 180   | 388   | 153     | 141   | 294   | 1016  | 966   | 1982   |
| III   | 712   | 722   | 1434  | 220   | 205   | 425   | 157     | 129   | 286   | 1089  | 1056  | 2145   |
| IV    | 817   | 833   | 1650  | 203   | 226   | 429   | 143     | 140   | 283   | 1163  | 1199  | 2362   |
| V     | 3292  | 3375  | 6667  | 3174  | 2785  | 5959  | 220     | 254   | 474   | 6686  | 6414  | 13100  |
| VI    | 3764  | 3866  | 7630  | 3732  | 3185  | 6917  | 190     | 253   | 443   | 7686  | 7304  | 14990  |
| VII   | 4091  | 3952  | 8043  | 3902  | 3129  | 7031  | 217     | 241   | 458   | 8210  | 7322  | 15532  |
| VIII  | 8938  | 8341  | 17279 | 8264  | 6840  | 15104 | 247     | 307   | 554   | 17449 | 15488 | 32937  |
| IX    | 8954  | 8172  | 17126 | 8174  | 6826  | 15000 | 227     | 281   | 508   | 17355 | 15279 | 32634  |
| X     | 7344  | 7456  | 14800 | 6722  | 6153  | 12875 | 181     | 245   | 426   | 14247 | 13854 | 28101  |
| TOTAL | 39169 | 37918 | 77087 | 34767 | 29718 | 64485 | 1912    | 2159  | 4071  | 75848 | 69795 | 145643 |



*Table III.24*

**ENROLMENT OF STUDENTS IN HIGH SCHOOLS 2010-11 ( SCHEDULED CASTE )**

MANAGEMENT & STANDARD WISE

| STD   | GOVT. |       |       | AIDED |       |       | UNAIDED |       |       | TOTAL |       |        |
|-------|-------|-------|-------|-------|-------|-------|---------|-------|-------|-------|-------|--------|
|       | BOYS  | GIRLS | TOTAL | BOYS  | GIRLS | TOTAL | BOYS    | GIRLS | TOTAL | BOYS  | GIRLS | TOTAL  |
| I     | 307   | 298   | 605   | 400   | 426   | 826   | 178     | 130   | 308   | 885   | 854   | 1739   |
| II    | 364   | 382   | 746   | 375   | 436   | 811   | 165     | 123   | 288   | 904   | 941   | 1845   |
| III   | 385   | 363   | 748   | 426   | 430   | 856   | 152     | 105   | 257   | 963   | 898   | 1861   |
| IV    | 421   | 420   | 841   | 465   | 478   | 943   | 131     | 117   | 248   | 1017  | 1015  | 2032   |
| V     | 1163  | 1009  | 2172  | 3668  | 4161  | 7829  | 136     | 136   | 272   | 4967  | 5306  | 10273  |
| VI    | 1268  | 1083  | 2351  | 4294  | 4524  | 8818  | 164     | 112   | 276   | 5726  | 5719  | 11445  |
| VII   | 1383  | 1169  | 2552  | 4172  | 4575  | 8747  | 124     | 115   | 239   | 5679  | 5859  | 11538  |
| VIII  | 2180  | 1917  | 4097  | 9013  | 8899  | 17912 | 225     | 179   | 404   | 11418 | 10995 | 22413  |
| IX    | 2152  | 2041  | 4193  | 8688  | 8830  | 17518 | 209     | 139   | 348   | 11049 | 11010 | 22059  |
| X     | 1782  | 1744  | 3526  | 6854  | 7813  | 14667 | 165     | 150   | 315   | 8801  | 9707  | 18508  |
| TOTAL | 11405 | 10426 | 21831 | 38355 | 40572 | 78927 | 1649    | 1306  | 2955  | 51409 | 52304 | 103713 |

*Table III.25*

**ENROLMENT OF STUDENTS IN UP SCHOOLS 2010-11 ( SCHEDULED CASTE )**

MANAGEMENT & STANDARD WISE

| STD   | GOVT. |       |       | AIDED |       |       | UNAIDED |       |       | TOTAL |       |        |
|-------|-------|-------|-------|-------|-------|-------|---------|-------|-------|-------|-------|--------|
|       | BOYS  | GIRLS | TOTAL | BOYS  | GIRLS | TOTAL | BOYS    | GIRLS | TOTAL | BOYS  | GIRLS | TOTAL  |
| I     | 1873  | 1861  | 3734  | 3231  | 3041  | 6272  | 237     | 221   | 458   | 5341  | 5123  | 10464  |
| II    | 2072  | 1950  | 4022  | 3764  | 3337  | 7101  | 250     | 195   | 445   | 6086  | 5482  | 11568  |
| III   | 2218  | 2002  | 4220  | 3674  | 3523  | 7197  | 212     | 194   | 406   | 6104  | 5719  | 11823  |
| IV    | 2389  | 2177  | 4566  | 4100  | 3830  | 7930  | 215     | 172   | 387   | 6704  | 6179  | 12883  |
| V     | 3756  | 3348  | 7104  | 8800  | 8141  | 16941 | 207     | 169   | 376   | 12763 | 11658 | 24421  |
| VI    | 3781  | 3362  | 7143  | 9652  | 8639  | 18291 | 194     | 142   | 336   | 13627 | 12143 | 25770  |
| VII   | 3768  | 3205  | 6973  | 9611  | 8260  | 17871 | 168     | 141   | 309   | 13547 | 11606 | 25153  |
| VIII  | 0     | 0     | 0     | 0     | 0     | 0     | 0       | 0     | 0     | 0     | 0     | 0      |
| IX    | 0     | 0     | 0     | 0     | 0     | 0     | 0       | 0     | 0     | 0     | 0     | 0      |
| X     | 0     | 0     | 0     | 0     | 0     | 0     | 0       | 0     | 0     | 0     | 0     | 0      |
| TOTAL | 19857 | 17905 | 37762 | 42832 | 38771 | 81603 | 1483    | 1234  | 2717  | 64172 | 57910 | 122082 |

**Table III.26**

**ENROLMENT OF STUDENTS IN LP SCHOOLS 2010-11 ( SCHEDULED CASTE )**

**MANAGEMENT & STANDARD WISE**

| STD          | GOVT.        |              |              | AIDED        |              |              | UNAIDED     |             |             | TOTAL        |              |               |
|--------------|--------------|--------------|--------------|--------------|--------------|--------------|-------------|-------------|-------------|--------------|--------------|---------------|
|              | BOYS         | GIRLS        | TOTAL        | BOYS         | GIRLS        | TOTAL        | BOYS        | GIRLS       | TOTAL       | BOYS         | GIRLS        | TOTAL         |
| I            | 4463         | 4301         | 8764         | 6804         | 6601         | 13405        | 395         | 412         | 807         | 11662        | 11314        | 22976         |
| II           | 5059         | 4854         | 9913         | 7516         | 7280         | 14796        | 461         | 450         | 911         | 13036        | 12584        | 25620         |
| III          | 5362         | 5057         | 10419        | 7996         | 7520         | 15516        | 401         | 370         | 771         | 13759        | 12947        | 26706         |
| IV           | 5738         | 5493         | 11231        | 8594         | 8124         | 16718        | 413         | 403         | 816         | 14745        | 14020        | 28765         |
| V            | 552          | 549          | 1101         | 795          | 773          | 1568         | 29          | 22          | 51          | 1376         | 1344         | 2720          |
| VI           | 0            | 0            | 0            | 0            | 0            | 0            | 0           | 0           | 0           | 0            | 0            | 0             |
| VII          | 0            | 0            | 0            | 0            | 0            | 0            | 0           | 0           | 0           | 0            | 0            | 0             |
| VIII         | 0            | 0            | 0            | 0            | 0            | 0            | 0           | 0           | 0           | 0            | 0            | 0             |
| IX           | 0            | 0            | 0            | 0            | 0            | 0            | 0           | 0           | 0           | 0            | 0            | 0             |
| X            | 0            | 0            | 0            | 0            | 0            | 0            | 0           | 0           | 0           | 0            | 0            | 0             |
| <b>TOTAL</b> | <b>21174</b> | <b>20254</b> | <b>41428</b> | <b>31705</b> | <b>30298</b> | <b>62003</b> | <b>1699</b> | <b>1657</b> | <b>3356</b> | <b>54578</b> | <b>52209</b> | <b>106787</b> |

*Table III.27*

**ENROLMENT OF STUDENTS IN T T I 2010-11 ( SCHEDULED CASTE )**

MANAGEMENT & STANDARD WISE

| STD   | GOVT. |       |       | AIDED |       |       | UNAIDED |       |       | TOTAL |       |       |
|-------|-------|-------|-------|-------|-------|-------|---------|-------|-------|-------|-------|-------|
|       | BOYS  | GIRLS | TOTAL | BOYS  | GIRLS | TOTAL | BOYS    | GIRLS | TOTAL | BOYS  | GIRLS | TOTAL |
| I     | 36    | 64    | 100   | 31    | 46    | 77    | 0       | 0     | 0     | 67    | 110   | 177   |
| II    | 33    | 48    | 81    | 31    | 57    | 88    | 0       | 12    | 12    | 64    | 117   | 181   |
| III   | 35    | 34    | 69    | 37    | 38    | 75    | 0       | 0     | 0     | 72    | 72    | 144   |
| IV    | 40    | 50    | 90    | 34    | 37    | 71    | 0       | 0     | 0     | 74    | 87    | 161   |
| V     | 40    | 19    | 59    | 58    | 59    | 117   | 2       | 2     | 4     | 100   | 80    | 180   |
| VI    | 37    | 36    | 73    | 61    | 62    | 123   | 0       | 1     | 1     | 98    | 99    | 197   |
| VII   | 30    | 21    | 51    | 65    | 61    | 126   | 3       | 0     | 3     | 98    | 82    | 180   |
| VIII  | 0     | 0     | 0     | 0     | 0     | 0     | 1       | 1     | 2     | 1     | 1     | 2     |
| IX    | 0     | 0     | 0     | 0     | 0     | 0     | 1       | 5     | 6     | 1     | 5     | 6     |
| X     | 0     | 0     | 0     | 0     | 0     | 0     | 0       | 3     | 3     | 0     | 3     | 3     |
| TOTAL | 251   | 272   | 523   | 317   | 360   | 677   | 7       | 24    | 31    | 575   | 656   | 1231  |

**Table III.28**

**ENROLMENT OF STUDENTS IN KERALA 2010-11 ( SCHEDULED CASTE )**

MANAGEMENT & STANDARD WISE

GRAND TOTAL

| STD   | GOVT. |       |        | AIDED  |        |        | UNAIDED |       |       | TOTAL  |        |        |
|-------|-------|-------|--------|--------|--------|--------|---------|-------|-------|--------|--------|--------|
|       | BOYS  | GIRLS | TOTAL  | BOYS   | GIRLS  | TOTAL  | BOYS    | GIRLS | TOTAL | BOYS   | GIRLS  | TOTAL  |
| I     | 7281  | 7080  | 14361  | 10634  | 10303  | 20937  | 987     | 931   | 1918  | 18902  | 18314  | 37216  |
| II    | 8183  | 7879  | 16062  | 11894  | 11290  | 23184  | 1029    | 921   | 1950  | 21106  | 20090  | 41196  |
| III   | 8712  | 8178  | 16890  | 12353  | 11716  | 24069  | 922     | 798   | 1720  | 21987  | 20692  | 42679  |
| IV    | 9405  | 8973  | 18378  | 13396  | 12695  | 26091  | 902     | 832   | 1734  | 23703  | 22500  | 46203  |
| V     | 8803  | 8300  | 17103  | 16495  | 15919  | 32414  | 594     | 583   | 1177  | 25892  | 24802  | 50694  |
| VI    | 8850  | 8347  | 17197  | 17739  | 16410  | 34149  | 548     | 508   | 1056  | 27137  | 25265  | 52402  |
| VII   | 9272  | 8347  | 17619  | 17750  | 16025  | 33775  | 512     | 497   | 1009  | 27534  | 24869  | 52403  |
| VIII  | 11118 | 10258 | 21376  | 17277  | 15739  | 33016  | 473     | 487   | 960   | 28868  | 26484  | 55352  |
| IX    | 11106 | 10213 | 21319  | 16862  | 15656  | 32518  | 437     | 425   | 862   | 28405  | 26294  | 54699  |
| X     | 9126  | 9200  | 18326  | 13576  | 13966  | 27542  | 346     | 398   | 744   | 23048  | 23564  | 46612  |
| TOTAL | 91856 | 86775 | 178631 | 147976 | 139719 | 287695 | 6750    | 6380  | 13130 | 246582 | 232874 | 479456 |

**Table III.29**

ENROLMENT OF STUDENTS IN KERALA 2010-11( SCHEDULED TRIBE )

DISTRICT & MANAGEMENT WISE

| DIST  | GOVT. |       |       | AIDED |       |       | UNAIDED |       |       | TOTAL |       |       |
|-------|-------|-------|-------|-------|-------|-------|---------|-------|-------|-------|-------|-------|
|       | BOYS  | GIRLS | TOTAL | BOYS  | GIRLS | TOTAL | BOYS    | GIRLS | TOTAL | BOYS  | GIRLS | TOTAL |
| TVM   | 941   | 1037  | 1978  | 482   | 460   | 942   | 139     | 135   | 274   | 1562  | 1632  | 3194  |
| KLM   | 319   | 259   | 578   | 349   | 278   | 627   | 3       | 2     | 5     | 671   | 539   | 1210  |
| PTA   | 205   | 204   | 409   | 375   | 297   | 672   | 1       | 2     | 3     | 581   | 503   | 1084  |
| ALP   | 202   | 199   | 401   | 247   | 227   | 474   | 22      | 1     | 23    | 471   | 427   | 898   |
| KTM   | 445   | 391   | 836   | 1004  | 963   | 1967  | 32      | 25    | 57    | 1481  | 1379  | 2860  |
| IDK   | 2251  | 1776  | 4027  | 1359  | 1208  | 2567  | 195     | 145   | 340   | 3805  | 3129  | 6934  |
| EKM   | 465   | 360   | 825   | 706   | 520   | 1226  | 58      | 58    | 116   | 1229  | 938   | 2167  |
| TSR   | 375   | 377   | 752   | 422   | 727   | 1149  | 10      | 5     | 15    | 807   | 1109  | 1916  |
| PKD   | 2645  | 2533  | 5178  | 1567  | 1538  | 3105  | 188     | 79    | 267   | 4400  | 4150  | 8550  |
| MLP   | 799   | 715   | 1514  | 739   | 642   | 1381  | 43      | 9     | 52    | 1581  | 1366  | 2947  |
| KKD   | 335   | 349   | 684   | 715   | 600   | 1315  | 15      | 10    | 25    | 1065  | 959   | 2024  |
| WYD   | 8862  | 8241  | 17103 | 6223  | 6082  | 12305 | 42      | 40    | 82    | 15127 | 14363 | 29490 |
| KNR   | 1480  | 1278  | 2758  | 2223  | 2158  | 4381  | 9       | 6     | 15    | 3712  | 3442  | 7154  |
| KSD   | 2840  | 2768  | 5608  | 1437  | 1295  | 2732  | 9       | 13    | 22    | 4286  | 4076  | 8362  |
| TOTAL | 22164 | 20487 | 42651 | 17848 | 16995 | 34843 | 766     | 530   | 1296  | 40778 | 38012 | 78790 |

**Table III.30**

ENROLMENT OF STUDENTS IN KERALA 2010-11 ( SCHEDULED TRIBE )

DISTRICT & STANDARD WISE

| DIST  | I    | II   | III  | IV   | V    | VI   | VII  | VIII | IX   | X    | TOTAL |
|-------|------|------|------|------|------|------|------|------|------|------|-------|
| TVM   | 235  | 260  | 255  | 263  | 336  | 323  | 386  | 361  | 404  | 371  | 3194  |
| KLM   | 118  | 116  | 96   | 108  | 106  | 139  | 149  | 117  | 152  | 109  | 1210  |
| PTA   | 86   | 116  | 96   | 108  | 91   | 139  | 111  | 110  | 131  | 96   | 1084  |
| ALP   | 70   | 68   | 61   | 78   | 102  | 102  | 109  | 118  | 105  | 85   | 898   |
| KTM   | 232  | 269  | 243  | 254  | 301  | 331  | 302  | 356  | 338  | 234  | 2860  |
| IDK   | 561  | 597  | 644  | 713  | 799  | 839  | 810  | 704  | 644  | 623  | 6934  |
| EKM   | 187  | 193  | 210  | 221  | 244  | 263  | 239  | 225  | 221  | 164  | 2167  |
| TSR   | 181  | 194  | 169  | 215  | 229  | 215  | 246  | 197  | 141  | 129  | 1916  |
| PKD   | 1033 | 930  | 1121 | 1043 | 907  | 912  | 822  | 739  | 609  | 434  | 8550  |
| MLP   | 289  | 296  | 265  | 277  | 407  | 363  | 326  | 298  | 245  | 181  | 2947  |
| KKD   | 202  | 160  | 217  | 188  | 232  | 230  | 239  | 194  | 188  | 174  | 2024  |
| WYD   | 3090 | 3179 | 3720 | 3381 | 3481 | 3319 | 3104 | 2762 | 2132 | 1322 | 29490 |
| KNR   | 670  | 745  | 749  | 789  | 842  | 796  | 754  | 745  | 654  | 410  | 7154  |
| KSD   | 784  | 789  | 794  | 935  | 1076 | 881  | 892  | 892  | 748  | 571  | 8362  |
| TOTAL | 7738 | 7912 | 8640 | 8573 | 9153 | 8852 | 8489 | 7818 | 6712 | 4903 | 78790 |

**Table III.31**

## ENROLMENT OF STUDENTS IN KERALA 2010-11 ( SCHEDULED TRIBE )

## DISTRICT &amp; STANDARD WISE

## STANDARD I

| DIST  | GOVT. |       |       | AIDED |       |       | UNAIDED |       |       | TOTAL |       |       |
|-------|-------|-------|-------|-------|-------|-------|---------|-------|-------|-------|-------|-------|
|       | BOYS  | GIRLS | TOTAL | BOYS  | GIRLS | TOTAL | BOYS    | GIRLS | TOTAL | BOYS  | GIRLS | TOTAL |
| TVM   | 92    | 85    | 177   | 17    | 23    | 40    | 12      | 6     | 18    | 121   | 114   | 235   |
| KLM   | 48    | 31    | 79    | 21    | 16    | 37    | 2       | 0     | 2     | 71    | 47    | 118   |
| PTA   | 14    | 19    | 33    | 23    | 30    | 53    | 0       | 0     | 0     | 37    | 49    | 86    |
| ALP   | 13    | 15    | 28    | 12    | 9     | 21    | 21      | 0     | 21    | 46    | 24    | 70    |
| KTM   | 27    | 34    | 61    | 90    | 74    | 164   | 5       | 2     | 7     | 122   | 110   | 232   |
| IDK   | 192   | 130   | 322   | 115   | 73    | 188   | 30      | 21    | 51    | 337   | 224   | 561   |
| EKM   | 48    | 35    | 83    | 58    | 37    | 95    | 5       | 4     | 9     | 111   | 76    | 187   |
| TSR   | 27    | 17    | 44    | 56    | 79    | 135   | 1       | 1     | 2     | 84    | 97    | 181   |
| PKD   | 273   | 237   | 510   | 262   | 243   | 505   | 6       | 12    | 18    | 541   | 492   | 1033  |
| MLP   | 87    | 87    | 174   | 63    | 51    | 114   | 1       | 0     | 1     | 151   | 138   | 289   |
| KKD   | 34    | 34    | 68    | 69    | 64    | 133   | 0       | 1     | 1     | 103   | 99    | 202   |
| WYD   | 845   | 783   | 1628  | 772   | 684   | 1456  | 5       | 1     | 6     | 1622  | 1468  | 3090  |
| KNR   | 144   | 120   | 264   | 195   | 208   | 403   | 1       | 2     | 3     | 340   | 330   | 670   |
| KSD   | 271   | 246   | 517   | 140   | 127   | 267   | 0       | 0     | 0     | 411   | 373   | 784   |
| TOTAL | 2115  | 1873  | 3988  | 1893  | 1718  | 3611  | 89      | 50    | 139   | 4097  | 3641  | 7738  |



*Table III.32*

**ENROLMENT OF STUDENTS IN HIGHER SECONDARY SCHOOLS 2010-11 ( SCHEDULED TRIBE )**

**DISTRICT & MANAGEMENT WISE**

| DIST  | GOVT. |       |       | AIDED |       |       | UNAIDED |       |       | TOTAL |       |       |
|-------|-------|-------|-------|-------|-------|-------|---------|-------|-------|-------|-------|-------|
|       | BOYS  | GIRLS | TOTAL | BOYS  | GIRLS | TOTAL | BOYS    | GIRLS | TOTAL | BOYS  | GIRLS | TOTAL |
| TVM   | 113   | 309   | 422   | 158   | 142   | 300   | 9       | 19    | 28    | 280   | 470   | 750   |
| KLM   | 87    | 97    | 184   | 172   | 97    | 269   | 0       | 0     | 0     | 259   | 194   | 453   |
| PTA   | 69    | 116   | 185   | 110   | 66    | 176   | 0       | 0     | 0     | 179   | 182   | 361   |
| ALP   | 51    | 27    | 78    | 127   | 87    | 214   | 1       | 0     | 1     | 179   | 114   | 293   |
| KTM   | 141   | 139   | 280   | 280   | 276   | 556   | 4       | 5     | 9     | 425   | 420   | 845   |
| IDK   | 648   | 512   | 1160  | 277   | 324   | 601   | 43      | 51    | 94    | 968   | 887   | 1855  |
| EKM   | 101   | 101   | 202   | 219   | 148   | 367   | 15      | 22    | 37    | 335   | 271   | 606   |
| TSR   | 59    | 11    | 70    | 5     | 2     | 7     | 0       | 0     | 0     | 64    | 13    | 77    |
| PKD   | 1326  | 1154  | 2480  | 127   | 97    | 224   | 3       | 5     | 8     | 1456  | 1256  | 2712  |
| MLP   | 356   | 330   | 686   | 191   | 165   | 356   | 31      | 3     | 34    | 578   | 498   | 1076  |
| KKD   | 121   | 193   | 314   | 164   | 112   | 276   | 10      | 8     | 18    | 295   | 313   | 608   |
| WYD   | 4065  | 3739  | 7804  | 803   | 931   | 1734  | 23      | 20    | 43    | 4891  | 4690  | 9581  |
| KNR   | 584   | 524   | 1108  | 231   | 223   | 454   | 3       | 1     | 4     | 818   | 748   | 1566  |
| KSD   | 1739  | 1869  | 3608  | 244   | 181   | 425   | 0       | 2     | 2     | 1983  | 2052  | 4035  |
| TOTAL | 9460  | 9121  | 18581 | 3108  | 2851  | 5959  | 142     | 136   | 278   | 12710 | 12108 | 24818 |

*Table III.33*  
ENROLMENT OF STUDENTS IN HIGH SCHOOLS 2010-11 ( SCHEDULED TRIBE )

DISTRICT & MANAGEMENT WISE

| DIST  | GOVT. |       |       | AIDED |       |       | UNAIDED |       |       | TOTAL |       |       |
|-------|-------|-------|-------|-------|-------|-------|---------|-------|-------|-------|-------|-------|
|       | BOYS  | GIRLS | TOTAL | BOYS  | GIRLS | TOTAL | BOYS    | GIRLS | TOTAL | BOYS  | GIRLS | TOTAL |
| TVM   | 363   | 305   | 668   | 160   | 90    | 250   | 107     | 95    | 202   | 630   | 490   | 1120  |
| KLM   | 70    | 9     | 79    | 31    | 79    | 110   | 0       | 0     | 0     | 101   | 88    | 189   |
| PTA   | 54    | 3     | 57    | 111   | 94    | 205   | 0       | 0     | 0     | 165   | 97    | 262   |
| ALP   | 25    | 99    | 124   | 45    | 56    | 101   | 0       | 0     | 0     | 70    | 155   | 225   |
| KTM   | 94    | 66    | 160   | 321   | 295   | 616   | 3       | 2     | 5     | 418   | 363   | 781   |
| IDK   | 822   | 604   | 1426  | 150   | 144   | 294   | 35      | 19    | 54    | 1007  | 767   | 1774  |
| EKM   | 64    | 6     | 70    | 191   | 160   | 351   | 19      | 10    | 29    | 274   | 176   | 450   |
| TSR   | 168   | 278   | 446   | 117   | 323   | 440   | 6       | 4     | 10    | 291   | 605   | 896   |
| PKD   | 134   | 236   | 370   | 338   | 403   | 741   | 163     | 44    | 207   | 635   | 683   | 1318  |
| MLP   | 0     | 0     | 0     | 116   | 99    | 215   | 0       | 5     | 5     | 116   | 104   | 220   |
| KKD   | 60    | 0     | 60    | 141   | 125   | 266   | 5       | 1     | 6     | 206   | 126   | 332   |
| WYD   | 1023  | 1082  | 2105  | 473   | 513   | 986   | 2       | 2     | 4     | 1498  | 1597  | 3095  |
| KNR   | 213   | 110   | 323   | 395   | 453   | 848   | 2       | 0     | 2     | 610   | 563   | 1173  |
| KSD   | 169   | 73    | 242   | 165   | 179   | 344   | 7       | 5     | 12    | 341   | 257   | 598   |
| TOTAL | 3259  | 2871  | 6130  | 2754  | 3013  | 5767  | 349     | 187   | 536   | 6362  | 6071  | 12433 |

**Table III.34**  
**ENROLMENT OF STUDENTS IN UP SCHOOLS 2010-11 ( SCHEDULED TRIBE )**

**DISTRICT & MANAGEMENT WISE**

| DIST  | GOVT. |       |       | AIDED |       |       | UNAIDED |       |       | TOTAL |       |       |
|-------|-------|-------|-------|-------|-------|-------|---------|-------|-------|-------|-------|-------|
|       | BOYS  | GIRLS | TOTAL | BOYS  | GIRLS | TOTAL | BOYS    | GIRLS | TOTAL | BOYS  | GIRLS | TOTAL |
| TVM   | 253   | 229   | 482   | 86    | 149   | 235   | 10      | 12    | 22    | 349   | 390   | 739   |
| KLM   | 35    | 43    | 78    | 93    | 48    | 141   | 0       | 0     | 0     | 128   | 91    | 219   |
| PTA   | 27    | 21    | 48    | 47    | 40    | 87    | 1       | 1     | 2     | 75    | 62    | 137   |
| ALP   | 71    | 31    | 102   | 37    | 46    | 83    | 1       | 0     | 1     | 109   | 77    | 186   |
| KTM   | 114   | 83    | 197   | 191   | 163   | 354   | 23      | 16    | 39    | 328   | 262   | 590   |
| IDK   | 434   | 393   | 827   | 526   | 458   | 984   | 40      | 27    | 67    | 1000  | 878   | 1878  |
| EKM   | 267   | 185   | 452   | 148   | 105   | 253   | 14      | 16    | 30    | 429   | 306   | 735   |
| TSR   | 40    | 19    | 59    | 141   | 157   | 298   | 1       | 0     | 1     | 182   | 176   | 358   |
| PKD   | 465   | 519   | 984   | 214   | 176   | 390   | 10      | 21    | 31    | 689   | 716   | 1405  |
| MLP   | 286   | 239   | 525   | 298   | 238   | 536   | 5       | 1     | 6     | 589   | 478   | 1067  |
| KKD   | 65    | 75    | 140   | 274   | 205   | 479   | 0       | 0     | 0     | 339   | 280   | 619   |
| WYD   | 1810  | 1667  | 3477  | 3275  | 3083  | 6358  | 14      | 12    | 26    | 5099  | 4762  | 9861  |
| KNR   | 514   | 480   | 994   | 1083  | 1006  | 2089  | 4       | 5     | 9     | 1601  | 1491  | 3092  |
| KSD   | 495   | 425   | 920   | 638   | 561   | 1199  | 2       | 6     | 8     | 1135  | 992   | 2127  |
| TOTAL | 4876  | 4409  | 9285  | 7051  | 6435  | 13486 | 125     | 117   | 242   | 12052 | 10961 | 23013 |

*Table III.35*  
**ENROLMENT OF STUDENTS IN LP SCHOOLS 2010-11 ( SCHEDULED TRIBE )**

| DIST  | GOVT. |       |       | AIDED |       |       | UNAIDED |       |       | TOTAL |       |       |
|-------|-------|-------|-------|-------|-------|-------|---------|-------|-------|-------|-------|-------|
|       | BOYS  | GIRLS | TOTAL | BOYS  | GIRLS | TOTAL | BOYS    | GIRLS | TOTAL | BOYS  | GIRLS | TOTAL |
| TVM   | 212   | 192   | 404   | 72    | 76    | 148   | 13      | 9     | 22    | 297   | 277   | 574   |
| KLM   | 127   | 110   | 237   | 53    | 54    | 107   | 3       | 2     | 5     | 183   | 166   | 349   |
| PTA   | 55    | 64    | 119   | 107   | 97    | 204   | 0       | 1     | 1     | 162   | 162   | 324   |
| ALP   | 55    | 42    | 97    | 37    | 38    | 75    | 20      | 1     | 21    | 112   | 81    | 193   |
| KTM   | 96    | 103   | 199   | 212   | 228   | 440   | 2       | 2     | 4     | 310   | 333   | 643   |
| IDK   | 347   | 267   | 614   | 406   | 282   | 688   | 77      | 48    | 125   | 830   | 597   | 1427  |
| EKM   | 32    | 68    | 100   | 147   | 105   | 252   | 10      | 10    | 20    | 189   | 183   | 372   |
| TSR   | 108   | 68    | 176   | 159   | 245   | 404   | 3       | 1     | 4     | 270   | 314   | 584   |
| PKD   | 720   | 624   | 1344  | 888   | 862   | 1750  | 12      | 9     | 21    | 1620  | 1495  | 3115  |
| MLP   | 157   | 146   | 303   | 134   | 140   | 274   | 7       | 0     | 7     | 298   | 286   | 584   |
| KKD   | 89    | 81    | 170   | 136   | 158   | 294   | 0       | 1     | 1     | 225   | 240   | 465   |
| WYD   | 1964  | 1753  | 3717  | 1623  | 1514  | 3137  | 3       | 6     | 9     | 3590  | 3273  | 6863  |
| KNR   | 169   | 164   | 333   | 514   | 476   | 990   | 0       | 0     | 0     | 683   | 640   | 1323  |
| KSD   | 437   | 401   | 838   | 390   | 374   | 764   | 0       | 0     | 0     | 827   | 775   | 1602  |
| TOTAL | 4568  | 4083  | 8651  | 4878  | 4649  | 9527  | 150     | 90    | 240   | 9596  | 8822  | 18418 |

*Table III.36*  
ENROLMENT OF STUDENTS IN T T I 2010-11 ( SCHEDULED TRIBE )

| DIST  | GOVT. |       |       | AIDED |       |       | UNAIDED |       |       | TOTAL |       |       |
|-------|-------|-------|-------|-------|-------|-------|---------|-------|-------|-------|-------|-------|
|       | BOYS  | GIRLS | TOTAL | BOYS  | GIRLS | TOTAL | BOYS    | GIRLS | TOTAL | BOYS  | GIRLS | TOTAL |
| TVM   | 0     | 2     | 2     | 6     | 3     | 9     | 0       | 0     | 0     | 6     | 5     | 11    |
| KLM   | 0     | 0     | 0     | 0     | 0     | 0     | 0       | 0     | 0     | 0     | 0     | 0     |
| PTA   | 0     | 0     | 0     | 0     | 0     | 0     | 0       | 0     | 0     | 0     | 0     | 0     |
| ALP   | 0     | 0     | 0     | 1     | 0     | 1     | 0       | 0     | 0     | 1     | 0     | 1     |
| KTM   | 0     | 0     | 0     | 0     | 1     | 1     | 0       | 0     | 0     | 0     | 1     | 1     |
| IDK   | 0     | 0     | 0     | 0     | 0     | 0     | 0       | 0     | 0     | 0     | 0     | 0     |
| EKM   | 1     | 0     | 1     | 1     | 2     | 3     | 0       | 0     | 0     | 2     | 2     | 4     |
| TSR   | 0     | 1     | 1     | 0     | 0     | 0     | 0       | 0     | 0     | 0     | 1     | 1     |
| PKD   | 0     | 0     | 0     | 0     | 0     | 0     | 0       | 0     | 0     | 0     | 0     | 0     |
| MLP   | 0     | 0     | 0     | 0     | 0     | 0     | 0       | 0     | 0     | 0     | 0     | 0     |
| KKD   | 0     | 0     | 0     | 0     | 0     | 0     | 0       | 0     | 0     | 0     | 0     | 0     |
| WYD   | 0     | 0     | 0     | 49    | 41    | 90    | 0       | 0     | 0     | 49    | 41    | 90    |
| KNR   | 0     | 0     | 0     | 0     | 0     | 0     | 0       | 0     | 0     | 0     | 0     | 0     |
| KSD   | 0     | 0     | 0     | 0     | 0     | 0     | 0       | 0     | 0     | 0     | 0     | 0     |
| TOTAL | 1     | 3     | 4     | 57    | 47    | 104   | 0       | 0     | 0     | 58    | 50    | 108   |

*Table III.37*

**ENROLMENT OF STUDENTS IN HIGHER SECONDARY SCHOOLS 2010-11 ( SCHEDULED TRIBE )**

**MANAGEMENT & STANDARD WISE**

| STD          | GOVT.       |             |              | AIDED       |             |             | UNAIDED    |            |            | TOTAL        |              |              |
|--------------|-------------|-------------|--------------|-------------|-------------|-------------|------------|------------|------------|--------------|--------------|--------------|
|              | BOYS        | GIRLS       | TOTAL        | BOYS        | GIRLS       | TOTAL       | BOYS       | GIRLS      | TOTAL      | BOYS         | GIRLS        | TOTAL        |
| I            | 407         | 337         | 744          | 46          | 38          | 84          | 7          | 5          | 12         | 460          | 380          | 840          |
| II           | 396         | 338         | 734          | 47          | 31          | 78          | 9          | 10         | 19         | 452          | 379          | 831          |
| III          | 461         | 393         | 854          | 42          | 38          | 80          | 9          | 10         | 19         | 512          | 441          | 953          |
| IV           | 421         | 363         | 784          | 47          | 60          | 107         | 11         | 11         | 22         | 479          | 434          | 913          |
| V            | 1159        | 1092        | 2251         | 292         | 271         | 563         | 16         | 15         | 31         | 1467         | 1378         | 2845         |
| VI           | 1195        | 1059        | 2254         | 325         | 283         | 608         | 16         | 10         | 26         | 1536         | 1352         | 2888         |
| VII          | 1067        | 1043        | 2110         | 355         | 283         | 638         | 16         | 13         | 29         | 1438         | 1339         | 2777         |
| VIII         | 1821        | 1827        | 3648         | 805         | 708         | 1513        | 26         | 17         | 43         | 2652         | 2552         | 5204         |
| IX           | 1468        | 1560        | 3028         | 691         | 659         | 1350        | 22         | 16         | 38         | 2181         | 2235         | 4416         |
| X            | 1065        | 1109        | 2174         | 458         | 480         | 938         | 10         | 29         | 39         | 1533         | 1618         | 3151         |
| <b>TOTAL</b> | <b>9460</b> | <b>9121</b> | <b>18581</b> | <b>3108</b> | <b>2851</b> | <b>5959</b> | <b>142</b> | <b>136</b> | <b>278</b> | <b>12710</b> | <b>12108</b> | <b>24818</b> |

*Table III.38*

**ENROLMENT OF STUDENTS IN HIGH SCHOOLS 2010-11 ( SCHEDULED TRIBE )**

**MANAGEMENT & STANDARD WISE**

| STD          | GOVT.       |             |             | AIDED       |             |             | UNAIDED    |            |            | TOTAL       |             |              |
|--------------|-------------|-------------|-------------|-------------|-------------|-------------|------------|------------|------------|-------------|-------------|--------------|
|              | BOYS        | GIRLS       | TOTAL       | BOYS        | GIRLS       | TOTAL       | BOYS       | GIRLS      | TOTAL      | BOYS        | GIRLS       | TOTAL        |
| I            | 128         | 108         | 236         | 46          | 28          | 74          | 7          | 5          | 12         | 181         | 141         | 322          |
| II           | 136         | 125         | 261         | 50          | 46          | 96          | 2          | 4          | 6          | 188         | 175         | 363          |
| III          | 141         | 147         | 288         | 48          | 40          | 88          | 2          | 8          | 10         | 191         | 195         | 386          |
| IV           | 154         | 128         | 282         | 48          | 38          | 86          | 12         | 6          | 18         | 214         | 172         | 386          |
| V            | 410         | 337         | 747         | 242         | 308         | 550         | 32         | 33         | 65         | 684         | 678         | 1362         |
| VI           | 465         | 370         | 835         | 289         | 329         | 618         | 43         | 15         | 58         | 797         | 714         | 1511         |
| VII          | 434         | 369         | 803         | 262         | 300         | 562         | 61         | 15         | 76         | 757         | 684         | 1441         |
| VIII         | 509         | 488         | 997         | 723         | 796         | 1519        | 66         | 32         | 98         | 1298        | 1316        | 2614         |
| IX           | 486         | 420         | 906         | 625         | 665         | 1290        | 65         | 35         | 100        | 1176        | 1120        | 2296         |
| X            | 396         | 379         | 775         | 421         | 463         | 884         | 59         | 34         | 93         | 876         | 876         | 1752         |
| <b>TOTAL</b> | <b>3259</b> | <b>2871</b> | <b>6130</b> | <b>2754</b> | <b>3013</b> | <b>5767</b> | <b>349</b> | <b>187</b> | <b>536</b> | <b>6362</b> | <b>6071</b> | <b>12433</b> |

*Table III.39*

**ENROLMENT OF STUDENTS IN UP SCHOOLS 2010-11 ( SCHEDULED TRIBE )**

**MANAGEMENT & STANDARD WISE**

| STD          | GOVT.       |             |             | AIDED       |             |              | UNAIDED    |            |            | TOTAL        |              |              |
|--------------|-------------|-------------|-------------|-------------|-------------|--------------|------------|------------|------------|--------------|--------------|--------------|
|              | BOYS        | GIRLS       | TOTAL       | BOYS        | GIRLS       | TOTAL        | BOYS       | GIRLS      | TOTAL      | BOYS         | GIRLS        | TOTAL        |
| I            | 535         | 483         | 1018        | 622         | 570         | 1192         | 12         | 9          | 21         | 1169         | 1062         | 2231         |
| II           | 496         | 478         | 974         | 682         | 628         | 1310         | 14         | 13         | 27         | 1192         | 1119         | 2311         |
| III          | 597         | 543         | 1140        | 719         | 654         | 1373         | 16         | 11         | 27         | 1332         | 1208         | 2540         |
| IV           | 598         | 532         | 1130        | 737         | 713         | 1450         | 13         | 11         | 24         | 1348         | 1256         | 2604         |
| V            | 939         | 866         | 1805        | 1490        | 1299        | 2789         | 33         | 26         | 59         | 2462         | 2191         | 4653         |
| VI           | 895         | 806         | 1701        | 1405        | 1281        | 2686         | 20         | 21         | 41         | 2320         | 2108         | 4428         |
| VII          | 816         | 701         | 1517        | 1396        | 1290        | 2686         | 17         | 26         | 43         | 2229         | 2017         | 4246         |
| VIII         | 0           | 0           | 0           | 0           | 0           | 0            | 0          | 0          | 0          | 0            | 0            | 0            |
| IX           | 0           | 0           | 0           | 0           | 0           | 0            | 0          | 0          | 0          | 0            | 0            | 0            |
| X            | 0           | 0           | 0           | 0           | 0           | 0            | 0          | 0          | 0          | 0            | 0            | 0            |
| <b>TOTAL</b> | <b>4876</b> | <b>4409</b> | <b>9285</b> | <b>7051</b> | <b>6435</b> | <b>13486</b> | <b>125</b> | <b>117</b> | <b>242</b> | <b>12052</b> | <b>10961</b> | <b>23013</b> |



*Table III.40*

**ENROLMENT OF STUDENTS IN LP SCHOOLS 2010-11 ( SCHEDULED TRIBE )**

**MANAGEMENT & STANDARD WISE**

| STD          | GOVT.       |             |             | AIDED       |             |             | UNAIDED    |           |            | TOTAL       |             |              |
|--------------|-------------|-------------|-------------|-------------|-------------|-------------|------------|-----------|------------|-------------|-------------|--------------|
|              | BOYS        | GIRLS       | TOTAL       | BOYS        | GIRLS       | TOTAL       | BOYS       | GIRLS     | TOTAL      | BOYS        | GIRLS       | TOTAL        |
| I            | 1045        | 945         | 1990        | 1172        | 1079        | 2251        | 63         | 31        | 94         | 2280        | 2055        | 4335         |
| II           | 1072        | 950         | 2022        | 1213        | 1107        | 2320        | 28         | 24        | 52         | 2313        | 2081        | 4394         |
| III          | 1167        | 1085        | 2252        | 1264        | 1207        | 2471        | 20         | 13        | 33         | 2451        | 2305        | 4756         |
| IV           | 1243        | 1073        | 2316        | 1124        | 1161        | 2285        | 39         | 20        | 59         | 2406        | 2254        | 4660         |
| V            | 41          | 30          | 71          | 105         | 95          | 200         | 0          | 2         | 2          | 146         | 127         | 273          |
| VI           | 0           | 0           | 0           | 0           | 0           | 0           | 0          | 0         | 0          | 0           | 0           | 0            |
| VII          | 0           | 0           | 0           | 0           | 0           | 0           | 0          | 0         | 0          | 0           | 0           | 0            |
| VIII         | 0           | 0           | 0           | 0           | 0           | 0           | 0          | 0         | 0          | 0           | 0           | 0            |
| IX           | 0           | 0           | 0           | 0           | 0           | 0           | 0          | 0         | 0          | 0           | 0           | 0            |
| X            | 0           | 0           | 0           | 0           | 0           | 0           | 0          | 0         | 0          | 0           | 0           | 0            |
| <b>TOTAL</b> | <b>4568</b> | <b>4083</b> | <b>8651</b> | <b>4878</b> | <b>4649</b> | <b>9527</b> | <b>150</b> | <b>90</b> | <b>240</b> | <b>9596</b> | <b>8822</b> | <b>18418</b> |

*Table III.41*

**ENROLMENT OF STUDENTS IN T T I 2010-11 ( SCHEDULED TRIBE )**

**MANAGEMENT & STANDARD WISE**

| STD          | GOVT.    |          |          | AIDED     |           |            | UNAIDED  |          |          | TOTAL     |           |            |
|--------------|----------|----------|----------|-----------|-----------|------------|----------|----------|----------|-----------|-----------|------------|
|              | BOYS     | GIRLS    | TOTAL    | BOYS      | GIRLS     | TOTAL      | BOYS     | GIRLS    | TOTAL    | BOYS      | GIRLS     | TOTAL      |
| I            | 0        | 0        | 0        | 7         | 3         | 10         | 0        | 0        | 0        | 7         | 3         | 10         |
| II           | 0        | 1        | 1        | 9         | 3         | 12         | 0        | 0        | 0        | 9         | 4         | 13         |
| III          | 0        | 0        | 0        | 1         | 4         | 5          | 0        | 0        | 0        | 1         | 4         | 5          |
| IV           | 1        | 0        | 1        | 4         | 5         | 9          | 0        | 0        | 0        | 5         | 5         | 10         |
| V            | 0        | 1        | 1        | 9         | 10        | 19         | 0        | 0        | 0        | 9         | 11        | 20         |
| VI           | 0        | 1        | 1        | 9         | 15        | 24         | 0        | 0        | 0        | 9         | 16        | 25         |
| VII          | 0        | 0        | 0        | 18        | 7         | 25         | 0        | 0        | 0        | 18        | 7         | 25         |
| VIII         | 0        | 0        | 0        | 0         | 0         | 0          | 0        | 0        | 0        | 0         | 0         | 0          |
| IX           | 0        | 0        | 0        | 0         | 0         | 0          | 0        | 0        | 0        | 0         | 0         | 0          |
| X            | 0        | 0        | 0        | 0         | 0         | 0          | 0        | 0        | 0        | 0         | 0         | 0          |
| <b>TOTAL</b> | <b>1</b> | <b>3</b> | <b>4</b> | <b>57</b> | <b>47</b> | <b>104</b> | <b>0</b> | <b>0</b> | <b>0</b> | <b>58</b> | <b>50</b> | <b>108</b> |

*Table III.42*

**ENROLMENT OF STUDENTS IN KERALA 2010-11 ( SCHEDULED TRIBE )**

**MANAGEMENT & STANDARD WISE**

**GRAND TOTAL**

| STD          | GOVT.        |              |              | AIDED        |              |              | UNAIDED    |            |             | TOTAL        |              |              |
|--------------|--------------|--------------|--------------|--------------|--------------|--------------|------------|------------|-------------|--------------|--------------|--------------|
|              | BOYS         | GIRLS        | TOTAL        | BOYS         | GIRLS        | TOTAL        | BOYS       | GIRLS      | TOTAL       | BOYS         | GIRLS        | TOTAL        |
| I            | 2115         | 1873         | 3988         | 1893         | 1718         | 3611         | 89         | 50         | 139         | 4097         | 3641         | 7738         |
| II           | 2100         | 1892         | 3992         | 2001         | 1815         | 3816         | 53         | 51         | 104         | 4154         | 3758         | 7912         |
| III          | 2366         | 2168         | 4534         | 2074         | 1943         | 4017         | 47         | 42         | 89          | 4487         | 4153         | 8640         |
| IV           | 2417         | 2096         | 4513         | 1960         | 1977         | 3937         | 75         | 48         | 123         | 4452         | 4121         | 8573         |
| V            | 2549         | 2326         | 4875         | 2138         | 1983         | 4121         | 81         | 76         | 157         | 4768         | 4385         | 9153         |
| VI           | 2555         | 2236         | 4791         | 2028         | 1908         | 3936         | 79         | 46         | 125         | 4662         | 4190         | 8852         |
| VII          | 2317         | 2113         | 4430         | 2031         | 1880         | 3911         | 94         | 54         | 148         | 4442         | 4047         | 8489         |
| VIII         | 2330         | 2315         | 4645         | 1528         | 1504         | 3032         | 92         | 49         | 141         | 3950         | 3868         | 7818         |
| IX           | 1954         | 1980         | 3934         | 1316         | 1324         | 2640         | 87         | 51         | 138         | 3357         | 3355         | 6712         |
| X            | 1461         | 1488         | 2949         | 879          | 943          | 1822         | 69         | 63         | 132         | 2409         | 2494         | 4903         |
| <b>TOTAL</b> | <b>22164</b> | <b>20487</b> | <b>42651</b> | <b>17848</b> | <b>16995</b> | <b>34843</b> | <b>766</b> | <b>530</b> | <b>1296</b> | <b>40778</b> | <b>38012</b> | <b>78790</b> |

Table III.43

**NUMBER OF STUDENTS STUDYING IN ENGLISH MEDIUM**

| DISTRICT     | GOVT.        |              |              | AIDED         |               |               | UNAIDED       |               |               | GRAND TOTAL   |               |               |
|--------------|--------------|--------------|--------------|---------------|---------------|---------------|---------------|---------------|---------------|---------------|---------------|---------------|
|              | BOYS         | GIRLS        | TOTAL        | BOYS          | GIRLS         | TOTAL         | BOYS          | GIRLS         | TOTAL         | BOYS          | GIRLS         | TOTAL         |
| TVM          | 7750         | 8108         | 15858        | 10384         | 10533         | 20917         | 26481         | 27781         | 54262         | 44615         | 46422         | 91037         |
| KLM          | 7044         | 6696         | 13740        | 15901         | 16059         | 31960         | 12184         | 11610         | 23794         | 35129         | 34365         | 69494         |
| PTA          | 1102         | 1264         | 2366         | 7616          | 7928          | 15544         | 4995          | 4929          | 9924          | 13713         | 14121         | 27834         |
| ALP          | 3949         | 4390         | 8339         | 19323         | 19631         | 38954         | 5883          | 5332          | 10248         | 29155         | 29353         | 58508         |
| KTM          | 1313         | 1665         | 2978         | 23620         | 27871         | 51491         | 9541          | 7739          | 17280         | 34474         | 37275         | 71749         |
| IDK          | 1407         | 1469         | 2876         | 10417         | 11367         | 21784         | 3464          | 3351          | 6815          | 15288         | 15905         | 31193         |
| EKM          | 4544         | 4962         | 9506         | 41044         | 43746         | 84790         | 24018         | 20086         | 44104         | 69606         | 68794         | 138400        |
| TSR          | 2758         | 2272         | 5030         | 22731         | 28171         | 50902         | 16647         | 13300         | 29947         | 42136         | 43743         | 85879         |
| PKD          | 3628         | 4930         | 8558         | 14271         | 10114         | 24385         | 15604         | 15305         | 30909         | 33503         | 30349         | 63852         |
| MLP          | 1259         | 1457         | 2716         | 9191          | 9323          | 18514         | 14659         | 12700         | 27359         | 25109         | 23480         | 48589         |
| KKD          | 3624         | 3713         | 7337         | 14133         | 15900         | 30033         | 8219          | 8441          | 16660         | 25976         | 28054         | 54030         |
| WYD          | 446          | 458          | 904          | 3993          | 4126          | 8119          | 2811          | 2601          | 5412          | 7250          | 7185          | 14435         |
| KNR          | 1190         | 2090         | 3280         | 15445         | 15005         | 30450         | 8457          | 7868          | 16325         | 25092         | 24963         | 50055         |
| KSD          | 1182         | 1205         | 2387         | 5048          | 4637          | 9685          | 7965          | 7881          | 15846         | 14195         | 13723         | 27918         |
| <b>TOTAL</b> | <b>41196</b> | <b>44679</b> | <b>85875</b> | <b>213117</b> | <b>224411</b> | <b>437528</b> | <b>160928</b> | <b>148924</b> | <b>308885</b> | <b>415241</b> | <b>417732</b> | <b>832973</b> |

**Table III.44**

**NUMBER OF STUDENTS STUDYING IN TAMIL MEDIUM**

| DISTRICT | GOVT. |       |       | AIDED |       |       | UNAIDED |       |       | GRAND TOTAL |       |       |
|----------|-------|-------|-------|-------|-------|-------|---------|-------|-------|-------------|-------|-------|
|          | BOYS  | GIRLS | TOTAL | BOYS  | GIRLS | TOTAL | BOYS    | GIRLS | TOTAL | BOYS        | GIRLS | TOTAL |
| TVM      | 396   | 383   | 779   | 122   | 146   | 268   | 0       | 0     | 0     | 518         | 529   | 1047  |
| KLM      | 169   | 146   | 315   | 76    | 60    | 136   | 0       | 0     | 0     | 245         | 206   | 451   |
| PTA      | 7     | 5     | 12    | 0     | 0     | 0     | 5       | 7     | 12    | 12          | 12    | 24    |
| ALP      | 0     | 0     | 0     | 0     | 0     | 0     | 0       | 0     | 0     | 0           | 0     | 0     |
| KTM      | 0     | 0     | 0     | 0     | 0     | 0     | 0       | 0     | 0     | 0           | 0     | 0     |
| IDK      | 4601  | 3732  | 8333  | 2955  | 3271  | 6226  | 147     | 130   | 277   | 7703        | 7133  | 14836 |
| EKM      | 0     | 0     | 0     | 0     | 0     | 0     | 0       | 0     | 0     | 0           | 0     | 0     |
| TSR      | 44    | 30    | 74    | 1645  | 1589  | 3234  | 0       | 0     | 0     | 1689        | 1619  | 3308  |
| PKD      | 2673  | 2539  | 5212  | 844   | 778   | 1622  | 0       | 0     | 0     | 3517        | 3317  | 6834  |
| MLP      | 0     | 0     | 0     | 0     | 0     | 0     | 0       | 0     | 0     | 0           | 0     | 0     |
| KKD      | 0     | 0     | 0     | 0     | 0     | 0     | 0       | 0     | 0     | 0           | 0     | 0     |
| WYD      | 136   | 121   | 257   | 78    | 48    | 126   | 0       | 0     | 0     | 214         | 169   | 383   |
| KNR      | 0     | 0     | 0     | 0     | 0     | 0     | 0       | 0     | 0     | 0           | 0     | 0     |
| KSD      | 0     | 0     | 0     | 0     | 0     | 0     | 0       | 0     | 0     | 0           | 0     | 0     |
| TOTAL    | 8026  | 6956  | 14982 | 5720  | 5892  | 11612 | 152     | 137   | 289   | 13898       | 12985 | 26883 |

*Table III.45*

**NUMBER OF STUDENTS STUDYING IN KANNADA MEDIUM**

| STANDARD | GOVT |       |       | AIDED |       |       | UNAIDED |       |       | TOTAL |       |       |
|----------|------|-------|-------|-------|-------|-------|---------|-------|-------|-------|-------|-------|
|          | BOYS | GIRLS | TOTAL | BOYS  | GIRLS | TOTAL | BOYS    | GIRLS | TOTAL | BOYS  | GIRLS | TOTAL |
| I        | 518  | 464   | 982   | 894   | 838   | 1732  | 0       | 0     | 0     | 1412  | 1302  | 2714  |
| II       | 585  | 550   | 1135  | 964   | 886   | 1850  | 0       | 0     | 0     | 1549  | 1436  | 2985  |
| III      | 619  | 595   | 1214  | 1000  | 983   | 1983  | 0       | 0     | 0     | 1619  | 1578  | 3197  |
| IV       | 714  | 669   | 1383  | 1098  | 1090  | 2188  | 0       | 0     | 0     | 1812  | 1759  | 3571  |
| V        | 625  | 585   | 1210  | 1212  | 1134  | 2346  | 0       | 0     | 0     | 1837  | 1719  | 3556  |
| VI       | 653  | 647   | 1300  | 1198  | 1186  | 2384  | 0       | 0     | 0     | 1851  | 1833  | 3684  |
| VII      | 604  | 545   | 1149  | 1176  | 1122  | 2298  | 0       | 0     | 0     | 1780  | 1667  | 3447  |
| VIII     | 773  | 660   | 1433  | 1062  | 1045  | 2107  | 0       | 0     | 0     | 1835  | 1705  | 3540  |
| IX       | 788  | 748   | 1536  | 1029  | 1050  | 2079  | 0       | 0     | 0     | 1817  | 1798  | 3615  |
| X        | 749  | 670   | 1419  | 966   | 944   | 1910  | 0       | 0     | 0     | 1715  | 1614  | 3329  |
| TOTAL    | 6628 | 6133  | 12761 | 10599 | 10278 | 20877 | 0       | 0     | 0     | 17227 | 16411 | 33638 |

*Kannada medium schools are only in Kasaragode District*

*Table III.46*

**NUMBER OF STUDENTS STUDYING SANSKRIT**

| STANDARD | GOVT  |       |       | AIDED |        |        | UNAIDED |       |       | TOTAL  |        |        |
|----------|-------|-------|-------|-------|--------|--------|---------|-------|-------|--------|--------|--------|
|          | BOYS  | GIRLS | TOTAL | BOYS  | GIRLS  | TOTAL  | BOYS    | GIRLS | TOTAL | BOYS   | GIRLS  | TOTAL  |
| I        | 0     | 0     | 0     | 0     | 0      | 0      | 0       | 0     | 0     | 0      | 0      | 0      |
| II       | 0     | 0     | 0     | 0     | 0      | 0      | 0       | 0     | 0     | 0      | 0      | 0      |
| III      | 0     | 0     | 0     | 0     | 0      | 0      | 0       | 0     | 0     | 0      | 0      | 0      |
| IV       | 0     | 0     | 0     | 0     | 0      | 0      | 0       | 0     | 0     | 0      | 0      | 0      |
| V        | 4163  | 4521  | 8684  | 24183 | 24567  | 48750  | 352     | 330   | 682   | 28698  | 29418  | 58116  |
| VI       | 4740  | 4586  | 9326  | 25051 | 24895  | 49946  | 324     | 312   | 636   | 30115  | 29793  | 59908  |
| VII      | 4336  | 4559  | 8895  | 24417 | 25315  | 49732  | 262     | 294   | 556   | 29015  | 30168  | 59183  |
| VIII     | 2825  | 2941  | 5766  | 9525  | 9535   | 19060  | 267     | 303   | 570   | 12617  | 12779  | 25396  |
| IX       | 2671  | 2907  | 5578  | 8618  | 8928   | 17546  | 237     | 261   | 498   | 11526  | 12096  | 23622  |
| X        | 2278  | 2607  | 4885  | 7851  | 8338   | 16189  | 229     | 236   | 465   | 10358  | 11181  | 21539  |
| TOTAL    | 21013 | 22121 | 43134 | 99645 | 101578 | 201223 | 1671    | 1736  | 3407  | 122329 | 125435 | 247764 |

*Table III.47*

**NUMBER OF STUDENTS STUDYING ARABIC**

| STANDARD | GOVT   |        |        | AIDED  |        |        | UNAIDED |       |       | TOTAL  |        |        |
|----------|--------|--------|--------|--------|--------|--------|---------|-------|-------|--------|--------|--------|
|          | BOYS   | GIRLS  | TOTAL  | BOYS   | GIRLS  | TOTAL  | BOYS    | GIRLS | TOTAL | BOYS   | GIRLS  | TOTAL  |
| I        | 16766  | 16927  | 33693  | 33869  | 34569  | 68438  | 4448    | 4111  | 8559  | 55083  | 55607  | 110690 |
| II       | 19456  | 19439  | 38895  | 38254  | 37992  | 76246  | 4238    | 3684  | 7922  | 61948  | 61115  | 123063 |
| III      | 20670  | 20463  | 41133  | 40139  | 39248  | 79387  | 4117    | 3638  | 7755  | 64926  | 63349  | 128275 |
| IV       | 21996  | 22058  | 44054  | 41833  | 40255  | 82088  | 4087    | 3506  | 7593  | 67916  | 65819  | 133735 |
| V        | 12741  | 12132  | 24873  | 26061  | 25166  | 51227  | 3638    | 3266  | 6904  | 42440  | 40564  | 83004  |
| VI       | 12469  | 11713  | 24182  | 26302  | 24826  | 51128  | 3557    | 2899  | 6456  | 42328  | 39438  | 81766  |
| VII      | 12731  | 11703  | 24434  | 27770  | 24956  | 52726  | 3453    | 2884  | 6337  | 43954  | 39543  | 83497  |
| VIII     | 14378  | 12458  | 26836  | 25495  | 22937  | 48432  | 3338    | 2855  | 6193  | 43211  | 38250  | 81461  |
| IX       | 14768  | 12857  | 27625  | 25555  | 23642  | 49197  | 3133    | 2737  | 5870  | 43456  | 39236  | 82692  |
| X        | 12974  | 12338  | 25312  | 21785  | 21336  | 43121  | 2945    | 2542  | 5487  | 37704  | 36216  | 73920  |
| TOTAL    | 158949 | 152088 | 311037 | 307063 | 294927 | 601990 | 36954   | 32122 | 69076 | 502966 | 479137 | 982103 |



*Table III.48*

**NUMBER OF STUDENTS STUDYING URUDU**

| STANDARD | GOVT  |       |       | AIDED |       |       | UNAIDED |       |       | TOTAL |       |        |
|----------|-------|-------|-------|-------|-------|-------|---------|-------|-------|-------|-------|--------|
|          | BOYS  | GIRLS | TOTAL | BOYS  | GIRLS | TOTAL | BOYS    | GIRLS | TOTAL | BOYS  | GIRLS | TOTAL  |
| I        | 0     | 0     | 0     | 0     | 0     | 0     | 0       | 0     | 0     | 0     | 0     | 0      |
| II       | 0     | 0     | 0     | 0     | 0     | 0     | 0       | 0     | 0     | 0     | 0     | 0      |
| III      | 0     | 0     | 0     | 0     | 0     | 0     | 0       | 0     | 0     | 0     | 0     | 0      |
| IV       | 0     | 0     | 0     | 0     | 0     | 0     | 0       | 0     | 0     | 0     | 0     | 0      |
| V        | 2055  | 1670  | 3725  | 11330 | 9359  | 20689 | 27      | 23    | 50    | 13412 | 11052 | 24464  |
| VI       | 2055  | 1625  | 3680  | 11552 | 9366  | 20918 | 31      | 22    | 53    | 13638 | 11013 | 24651  |
| VII      | 2039  | 1657  | 3696  | 11734 | 9188  | 20922 | 38      | 29    | 67    | 13811 | 10874 | 24685  |
| VIII     | 1938  | 1786  | 3724  | 5758  | 4203  | 9961  | 56      | 42    | 98    | 7752  | 6031  | 13783  |
| IX       | 1936  | 1721  | 3657  | 5583  | 4382  | 9965  | 50      | 41    | 91    | 7569  | 6144  | 13713  |
| X        | 1825  | 1474  | 3299  | 4937  | 4047  | 8984  | 55      | 35    | 90    | 6817  | 5556  | 12373  |
| TOTAL    | 11848 | 9933  | 21781 | 50894 | 40545 | 91439 | 257     | 192   | 449   | 62999 | 50670 | 113669 |

**Table III.49**

**DROP OUT OF STUDENTS 2009-10 ALL COMMUNITIES GOVT**

| DIST  | I   |     |     | II  |     |     | III |     |     | IV  |     |     | V   |     |     | VI  |     |     |
|-------|-----|-----|-----|-----|-----|-----|-----|-----|-----|-----|-----|-----|-----|-----|-----|-----|-----|-----|
|       | B   | G   | T   | B   | G   | T   | B   | G   | T   | B   | G   | T   | B   | G   | T   | B   | G   | T   |
| TVM   | 27  | 26  | 53  | 67  | 64  | 131 | 57  | 51  | 108 | 50  | 43  | 93  | 51  | 42  | 93  | 48  | 20  | 68  |
| KLM   | 7   | 10  | 17  | 25  | 20  | 45  | 26  | 22  | 48  | 19  | 12  | 31  | 23  | 20  | 43  | 28  | 24  | 52  |
| PTA   | 10  | 11  | 21  | 17  | 16  | 33  | 10  | 10  | 20  | 13  | 5   | 18  | 5   | 1   | 6   | 3   | 4   | 7   |
| ALP   | 19  | 22  | 41  | 12  | 6   | 18  | 8   | 6   | 14  | 10  | 19  | 29  | 13  | 6   | 19  | 2   | 5   | 7   |
| KTM   | 11  | 15  | 26  | 20  | 26  | 46  | 10  | 2   | 12  | 9   | 4   | 13  | 9   | 8   | 17  | 9   | 18  | 27  |
| IDK   | 50  | 25  | 75  | 35  | 26  | 61  | 19  | 12  | 31  | 14  | 14  | 28  | 23  | 9   | 32  | 31  | 11  | 42  |
| EKM   | 37  | 31  | 68  | 18  | 21  | 39  | 18  | 13  | 31  | 13  | 8   | 21  | 10  | 5   | 15  | 13  | 3   | 16  |
| TSR   | 18  | 15  | 33  | 13  | 3   | 16  | 12  | 3   | 15  | 13  | 5   | 18  | 21  | 10  | 31  | 19  | 12  | 31  |
| PKD   | 55  | 34  | 89  | 37  | 40  | 77  | 30  | 25  | 55  | 35  | 17  | 52  | 40  | 31  | 71  | 38  | 30  | 68  |
| MLP   | 84  | 66  | 150 | 55  | 44  | 99  | 37  | 20  | 57  | 41  | 32  | 73  | 49  | 28  | 77  | 63  | 30  | 93  |
| KKD   | 53  | 33  | 86  | 21  | 13  | 34  | 15  | 7   | 22  | 11  | 8   | 19  | 9   | 5   | 14  | 12  | 2   | 14  |
| WYD   | 39  | 37  | 76  | 36  | 20  | 56  | 20  | 19  | 39  | 25  | 19  | 44  | 50  | 36  | 86  | 32  | 28  | 60  |
| KNR   | 30  | 19  | 49  | 29  | 23  | 52  | 16  | 23  | 39  | 16  | 10  | 26  | 13  | 15  | 28  | 7   | 10  | 17  |
| KSD   | 74  | 39  | 113 | 39  | 38  | 77  | 34  | 24  | 58  | 31  | 15  | 46  | 26  | 15  | 41  | 32  | 26  | 58  |
| TOTAL | 514 | 383 | 897 | 424 | 360 | 784 | 312 | 237 | 549 | 300 | 211 | 511 | 342 | 231 | 573 | 337 | 223 | 560 |

**Table III.50**

**DROP OUT OF STUDENTS 2009-10 ALL COMMUNITIES GOVT**

| DIST  | VII |     |     | VIII |     |      | IX   |     |      | X   |     |     | TOTAL |      |      |
|-------|-----|-----|-----|------|-----|------|------|-----|------|-----|-----|-----|-------|------|------|
|       | B   | G   | T   | B    | G   | T    | B    | G   | T    | B   | G   | T   | B     | G    | T    |
| TVM   | 37  | 23  | 60  | 53   | 24  | 77   | 94   | 39  | 133  | 66  | 52  | 118 | 550   | 384  | 934  |
| KLM   | 26  | 14  | 40  | 38   | 29  | 67   | 61   | 44  | 105  | 44  | 35  | 79  | 297   | 230  | 527  |
| PTA   | 3   | 4   | 7   | 6    | 2   | 8    | 13   | 3   | 16   | 9   | 4   | 13  | 89    | 60   | 149  |
| ALP   | 8   | 3   | 11  | 22   | 4   | 26   | 38   | 13  | 51   | 19  | 17  | 36  | 151   | 101  | 252  |
| KTM   | 18  | 4   | 22  | 58   | 22  | 80   | 70   | 29  | 99   | 24  | 10  | 34  | 238   | 138  | 376  |
| IDK   | 24  | 12  | 36  | 79   | 12  | 91   | 85   | 32  | 117  | 49  | 29  | 78  | 409   | 182  | 591  |
| EKM   | 16  | 4   | 20  | 53   | 13  | 66   | 87   | 12  | 99   | 32  | 23  | 55  | 297   | 133  | 430  |
| TSR   | 28  | 11  | 39  | 94   | 27  | 121  | 157  | 48  | 205  | 40  | 22  | 62  | 415   | 156  | 571  |
| PKD   | 58  | 40  | 98  | 107  | 65  | 172  | 172  | 105 | 277  | 39  | 47  | 86  | 611   | 434  | 1045 |
| MLP   | 71  | 25  | 96  | 186  | 97  | 283  | 245  | 157 | 402  | 62  | 39  | 101 | 893   | 538  | 1431 |
| KKD   | 24  | 5   | 29  | 95   | 18  | 113  | 200  | 43  | 243  | 29  | 24  | 53  | 469   | 158  | 627  |
| WYD   | 25  | 22  | 47  | 59   | 42  | 101  | 62   | 41  | 103  | 32  | 29  | 61  | 380   | 293  | 673  |
| KNR   | 7   | 8   | 15  | 54   | 32  | 86   | 55   | 31  | 86   | 21  | 17  | 38  | 248   | 188  | 436  |
| KSD   | 57  | 20  | 77  | 116  | 41  | 157  | 125  | 52  | 177  | 23  | 19  | 42  | 557   | 289  | 846  |
| TOTAL | 402 | 195 | 597 | 1020 | 428 | 1448 | 1464 | 649 | 2113 | 489 | 367 | 856 | 5604  | 3284 | 8888 |

**Table III.51**

**DROP OUT OF STUDENTS 2009-10 ALL COMMUNITIES AIDED**

| DIST  | I   |     |      | II  |     |     | III |     |     | IV  |     |     | V   |     |     | VI  |     |     |
|-------|-----|-----|------|-----|-----|-----|-----|-----|-----|-----|-----|-----|-----|-----|-----|-----|-----|-----|
|       | B   | G   | T    | B   | G   | T   | B   | G   | T   | B   | G   | T   | B   | G   | T   | B   | G   | T   |
| TVM   | 15  | 9   | 24   | 44  | 32  | 76  | 54  | 35  | 89  | 45  | 37  | 82  | 47  | 23  | 70  | 58  | 59  | 117 |
| KLM   | 7   | 12  | 19   | 15  | 14  | 29  | 17  | 8   | 25  | 18  | 15  | 33  | 27  | 21  | 48  | 25  | 22  | 47  |
| PTA   | 11  | 6   | 17   | 11  | 8   | 19  | 8   | 3   | 11  | 14  | 5   | 19  | 12  | 4   | 16  | 5   | 6   | 11  |
| ALP   | 13  | 11  | 24   | 24  | 8   | 32  | 24  | 4   | 28  | 7   | 10  | 17  | 24  | 5   | 29  | 18  | 9   | 27  |
| KTM   | 26  | 23  | 49   | 32  | 25  | 57  | 14  | 7   | 21  | 7   | 9   | 16  | 13  | 13  | 26  | 19  | 9   | 28  |
| IDK   | 42  | 34  | 76   | 35  | 35  | 70  | 17  | 13  | 30  | 11  | 14  | 25  | 18  | 12  | 30  | 23  | 16  | 39  |
| EKM   | 46  | 62  | 108  | 34  | 29  | 63  | 8   | 17  | 25  | 20  | 8   | 28  | 33  | 21  | 54  | 34  | 22  | 56  |
| TSR   | 53  | 29  | 82   | 51  | 34  | 85  | 18  | 11  | 29  | 19  | 13  | 32  | 26  | 21  | 47  | 37  | 21  | 58  |
| PKD   | 81  | 66  | 147  | 84  | 65  | 149 | 39  | 38  | 77  | 30  | 17  | 47  | 50  | 41  | 91  | 51  | 38  | 89  |
| MLP   | 111 | 89  | 200  | 71  | 64  | 135 | 36  | 35  | 71  | 37  | 28  | 65  | 98  | 40  | 138 | 93  | 47  | 140 |
| KKD   | 52  | 34  | 86   | 32  | 37  | 69  | 15  | 14  | 29  | 22  | 9   | 31  | 21  | 19  | 40  | 27  | 9   | 36  |
| WYD   | 48  | 30  | 78   | 38  | 27  | 65  | 27  | 21  | 48  | 17  | 8   | 25  | 40  | 26  | 66  | 45  | 28  | 73  |
| KNR   | 47  | 35  | 82   | 45  | 25  | 70  | 25  | 13  | 38  | 17  | 11  | 28  | 16  | 12  | 28  | 19  | 11  | 30  |
| KSD   | 26  | 21  | 47   | 40  | 19  | 59  | 20  | 14  | 34  | 21  | 9   | 30  | 38  | 28  | 66  | 42  | 43  | 85  |
| TOTAL | 578 | 461 | 1039 | 556 | 422 | 978 | 322 | 233 | 555 | 285 | 193 | 478 | 463 | 286 | 749 | 496 | 340 | 836 |

**Table III.52**

**DROP OUT OF STUDENTS 2009-10 ALL COMMUNITIES AIDED**

| DIST  | VII |     |      | VIII |     |      | IX   |      |      | X   |     |      | TOTAL |      |       |
|-------|-----|-----|------|------|-----|------|------|------|------|-----|-----|------|-------|------|-------|
|       | B   | G   | T    | B    | G   | T    | B    | G    | T    | B   | G   | T    | B     | G    | T     |
| TVM   | 56  | 53  | 109  | 95   | 57  | 152  | 114  | 75   | 189  | 136 | 64  | 200  | 664   | 444  | 1108  |
| KLM   | 43  | 27  | 70   | 93   | 55  | 148  | 150  | 76   | 226  | 68  | 34  | 102  | 463   | 284  | 747   |
| PTA   | 19  | 7   | 26   | 24   | 10  | 34   | 49   | 17   | 66   | 21  | 8   | 29   | 174   | 74   | 248   |
| ALP   | 30  | 9   | 39   | 105  | 28  | 133  | 150  | 51   | 201  | 76  | 40  | 116  | 471   | 175  | 646   |
| KTM   | 20  | 3   | 23   | 81   | 31  | 112  | 146  | 39   | 185  | 29  | 18  | 47   | 387   | 177  | 564   |
| IDK   | 42  | 24  | 66   | 102  | 33  | 135  | 116  | 40   | 156  | 41  | 19  | 60   | 447   | 240  | 687   |
| EKM   | 61  | 16  | 77   | 176  | 47  | 223  | 243  | 77   | 320  | 94  | 57  | 151  | 749   | 356  | 1105  |
| TSR   | 49  | 31  | 80   | 365  | 110 | 475  | 474  | 236  | 710  | 80  | 47  | 127  | 1172  | 553  | 1725  |
| PKD   | 72  | 44  | 116  | 82   | 39  | 121  | 193  | 106  | 299  | 37  | 48  | 85   | 719   | 502  | 1221  |
| MLP   | 122 | 63  | 185  | 272  | 156 | 428  | 444  | 226  | 670  | 49  | 56  | 105  | 1333  | 804  | 2137  |
| KKD   | 25  | 10  | 35   | 51   | 17  | 68   | 100  | 46   | 146  | 11  | 2   | 13   | 356   | 197  | 553   |
| WYD   | 27  | 21  | 48   | 94   | 68  | 162  | 86   | 38   | 124  | 21  | 22  | 43   | 443   | 289  | 732   |
| KNR   | 56  | 30  | 86   | 71   | 15  | 86   | 137  | 66   | 203  | 33  | 23  | 56   | 466   | 241  | 707   |
| KSD   | 64  | 40  | 104  | 194  | 76  | 270  | 277  | 85   | 362  | 62  | 56  | 118  | 784   | 391  | 1175  |
| TOTAL | 686 | 378 | 1064 | 1805 | 742 | 2547 | 2679 | 1178 | 3857 | 758 | 494 | 1252 | 8628  | 4727 | 13355 |

**Table III.53**

**DROP OUT OF STUDENTS 2009-10 ALL COMMUNITIES UNAIDED**

| DIST  | I  |    |    | II |    |    | III |    |    | IV |    |    | V  |    |    | VI |    |    |
|-------|----|----|----|----|----|----|-----|----|----|----|----|----|----|----|----|----|----|----|
|       | B  | G  | T  | B  | G  | T  | B   | G  | T  | B  | G  | T  | B  | G  | T  | B  | G  | T  |
| TVM   | 11 | 2  | 13 | 10 | 15 | 25 | 4   | 8  | 12 | 6  | 7  | 13 | 5  | 1  | 6  | 5  | 7  | 12 |
| KLM   | 1  | 1  | 2  | 3  | 1  | 4  | 2   | 1  | 3  | 1  | 2  | 3  | 5  | 2  | 7  | 3  | 2  | 5  |
| PTA   | 0  | 1  | 1  | 1  | 1  | 2  | 2   | 1  | 3  | 1  | 2  | 3  | 1  | 1  | 2  | 0  | 0  | 0  |
| ALP   | 1  | 0  | 1  | 3  | 2  | 5  | 0   | 0  | 0  | 1  | 0  | 1  | 0  | 0  | 0  | 0  | 0  | 0  |
| KTM   | 3  | 3  | 6  | 2  | 0  | 2  | 0   | 0  | 0  | 0  | 0  | 0  | 1  | 0  | 1  | 0  | 0  | 0  |
| IDK   | 1  | 0  | 1  | 1  | 3  | 4  | 0   | 0  | 0  | 1  | 1  | 2  | 0  | 0  | 0  | 1  | 0  | 1  |
| EKM   | 6  | 0  | 6  | 4  | 3  | 7  | 3   | 2  | 5  | 2  | 1  | 3  | 1  | 1  | 2  | 0  | 2  | 2  |
| TSR   | 0  | 5  | 5  | 7  | 1  | 8  | 1   | 2  | 3  | 3  | 1  | 4  | 7  | 2  | 9  | 4  | 0  | 4  |
| PKD   | 0  | 1  | 1  | 2  | 1  | 3  | 0   | 0  | 0  | 0  | 1  | 1  | 0  | 0  | 0  | 0  | 0  | 0  |
| MLP   | 2  | 5  | 7  | 1  | 3  | 4  | 6   | 3  | 9  | 0  | 2  | 2  | 4  | 1  | 5  | 4  | 5  | 9  |
| KKD   | 2  | 1  | 3  | 0  | 1  | 1  | 0   | 0  | 0  | 0  | 0  | 0  | 1  | 1  | 2  | 0  | 0  | 0  |
| WYD   | 0  | 0  | 0  | 0  | 0  | 0  | 0   | 0  | 0  | 0  | 0  | 0  | 0  | 0  | 0  | 0  | 0  | 0  |
| KNR   | 4  | 4  | 8  | 0  | 1  | 1  | 1   | 1  | 2  | 0  | 0  | 0  | 1  | 1  | 2  | 0  | 0  | 0  |
| KSD   | 6  | 1  | 7  | 1  | 1  | 2  | 2   | 2  | 4  | 3  | 0  | 3  | 1  | 0  | 1  | 1  | 1  | 2  |
| TOTAL | 37 | 24 | 61 | 35 | 33 | 68 | 21  | 20 | 41 | 18 | 17 | 35 | 27 | 10 | 37 | 18 | 17 | 35 |

**Table III.54**

**DROP OUT OF STUDENTS 2009-10 ALL COMMUNITIES UNAIDED**

| DIST  | VII |    |    | VIII |    |    | IX |    |    | X  |    |    | TOTAL |     |     |
|-------|-----|----|----|------|----|----|----|----|----|----|----|----|-------|-----|-----|
|       | B   | G  | T  | B    | G  | T  | B  | G  | T  | B  | G  | T  | B     | G   | T   |
| TVM   | 6   | 2  | 8  | 1    | 1  | 2  | 0  | 0  | 0  | 0  | 0  | 0  | 48    | 43  | 91  |
| KLM   | 4   | 3  | 7  | 5    | 4  | 9  | 3  | 3  | 6  | 1  | 2  | 3  | 28    | 21  | 49  |
| PTA   | 0   | 0  | 0  | 0    | 0  | 0  | 0  | 0  | 0  | 0  | 0  | 0  | 5     | 6   | 11  |
| ALP   | 0   | 0  | 0  | 0    | 0  | 0  | 0  | 0  | 0  | 0  | 0  | 0  | 5     | 2   | 7   |
| KTM   | 0   | 0  | 0  | 0    | 0  | 0  | 0  | 0  | 0  | 0  | 0  | 0  | 6     | 3   | 9   |
| IDK   | 1   | 0  | 1  | 0    | 0  | 0  | 1  | 0  | 1  | 0  | 0  | 0  | 6     | 4   | 10  |
| EKM   | 2   | 1  | 3  | 1    | 0  | 1  | 1  | 5  | 6  | 3  | 1  | 4  | 23    | 16  | 39  |
| TSR   | 2   | 2  | 4  | 2    | 0  | 2  | 2  | 3  | 5  | 2  | 1  | 3  | 30    | 17  | 47  |
| PKD   | 0   | 0  | 0  | 1    | 1  | 2  | 0  | 1  | 1  | 1  | 1  | 2  | 4     | 6   | 10  |
| MLP   | 9   | 11 | 20 | 11   | 12 | 23 | 14 | 13 | 27 | 12 | 9  | 21 | 63    | 64  | 127 |
| KKD   | 2   | 1  | 3  | 0    | 0  | 0  | 0  | 0  | 0  | 1  | 1  | 2  | 6     | 5   | 11  |
| WYD   | 0   | 0  | 0  | 0    | 0  | 0  | 0  | 0  | 0  | 0  | 0  | 0  | 0     | 0   | 0   |
| KNR   | 0   | 0  | 0  | 11   | 8  | 19 | 10 | 4  | 14 | 11 | 6  | 17 | 38    | 25  | 63  |
| KSD   | 0   | 0  | 0  | 0    | 0  | 0  | 3  | 0  | 3  | 0  | 1  | 1  | 17    | 6   | 23  |
| TOTAL | 26  | 20 | 46 | 32   | 26 | 58 | 34 | 29 | 63 | 31 | 22 | 53 | 279   | 218 | 497 |

**Table III.55**

**DROP OUT OF STUDENTS 2009-10 ALL COMMUNITIES TOTAL**

| DIST  | I    |     |      | II   |     |      | III |     |      | IV  |     |      | V   |     |      | VI  |     |      |
|-------|------|-----|------|------|-----|------|-----|-----|------|-----|-----|------|-----|-----|------|-----|-----|------|
|       | B    | G   | T    | B    | G   | T    | B   | G   | T    | B   | G   | T    | B   | G   | T    | B   | G   | T    |
| TVM   | 53   | 37  | 90   | 121  | 111 | 232  | 115 | 94  | 209  | 101 | 87  | 188  | 103 | 66  | 169  | 111 | 86  | 197  |
| KLM   | 15   | 23  | 38   | 43   | 35  | 78   | 45  | 31  | 76   | 38  | 29  | 67   | 55  | 43  | 98   | 56  | 48  | 104  |
| PTA   | 21   | 18  | 39   | 29   | 25  | 54   | 20  | 14  | 34   | 28  | 12  | 40   | 18  | 6   | 24   | 8   | 10  | 18   |
| ALP   | 33   | 33  | 66   | 39   | 16  | 55   | 32  | 10  | 42   | 18  | 29  | 47   | 37  | 11  | 48   | 20  | 14  | 34   |
| KTM   | 40   | 41  | 81   | 54   | 51  | 105  | 24  | 9   | 33   | 16  | 13  | 29   | 23  | 21  | 44   | 28  | 27  | 55   |
| IDK   | 93   | 59  | 152  | 71   | 64  | 135  | 36  | 25  | 61   | 26  | 29  | 55   | 41  | 21  | 62   | 55  | 27  | 82   |
| EKM   | 89   | 93  | 182  | 56   | 53  | 109  | 29  | 32  | 61   | 35  | 17  | 52   | 44  | 27  | 71   | 47  | 27  | 74   |
| TSR   | 71   | 49  | 120  | 71   | 38  | 109  | 31  | 16  | 47   | 35  | 19  | 54   | 54  | 33  | 87   | 60  | 33  | 93   |
| PKD   | 136  | 101 | 237  | 123  | 106 | 229  | 69  | 63  | 132  | 65  | 35  | 100  | 90  | 72  | 162  | 89  | 68  | 157  |
| MLP   | 197  | 160 | 357  | 127  | 111 | 238  | 79  | 58  | 137  | 78  | 62  | 140  | 151 | 69  | 220  | 160 | 82  | 242  |
| KKD   | 107  | 68  | 175  | 53   | 51  | 104  | 30  | 21  | 51   | 33  | 17  | 50   | 31  | 25  | 56   | 39  | 11  | 50   |
| WYD   | 87   | 67  | 154  | 74   | 47  | 121  | 47  | 40  | 87   | 42  | 27  | 69   | 90  | 62  | 152  | 77  | 56  | 133  |
| KNR   | 81   | 58  | 139  | 74   | 49  | 123  | 42  | 37  | 79   | 33  | 21  | 54   | 30  | 28  | 58   | 26  | 21  | 47   |
| KSD   | 106  | 61  | 167  | 80   | 58  | 138  | 56  | 40  | 96   | 55  | 24  | 79   | 65  | 43  | 108  | 75  | 70  | 145  |
| TOTAL | 1129 | 868 | 1997 | 1015 | 815 | 1830 | 655 | 490 | 1145 | 603 | 421 | 1024 | 832 | 527 | 1359 | 851 | 580 | 1431 |



**Table III.56**

**DROP OUT OF STUDENTS 2009-10 ALL COMMUNITIES TOTAL**

| DIST         | VII         |            |             | VIII        |             |             | IX          |             |             | X           |            |             | TOTAL        |             |              |
|--------------|-------------|------------|-------------|-------------|-------------|-------------|-------------|-------------|-------------|-------------|------------|-------------|--------------|-------------|--------------|
|              | B           | G          | T           | B           | G           | T           | B           | G           | T           | B           | G          | T           | B            | G           | T            |
| TVM          | 99          | 78         | 177         | 149         | 82          | 231         | 208         | 114         | 322         | 202         | 116        | 318         | 1262         | 871         | 2133         |
| KLM          | 73          | 44         | 117         | 136         | 88          | 224         | 214         | 123         | 337         | 113         | 71         | 184         | 788          | 535         | 1323         |
| PTA          | 22          | 11         | 33          | 30          | 12          | 42          | 62          | 20          | 82          | 30          | 12         | 42          | 268          | 140         | 408          |
| ALP          | 38          | 12         | 50          | 127         | 32          | 159         | 188         | 64          | 252         | 95          | 57         | 152         | 627          | 278         | 905          |
| KTM          | 38          | 7          | 45          | 139         | 53          | 192         | 216         | 68          | 284         | 53          | 28         | 81          | 631          | 318         | 949          |
| IDK          | 67          | 36         | 103         | 181         | 45          | 226         | 202         | 72          | 274         | 90          | 48         | 138         | 862          | 426         | 1288         |
| EKM          | 79          | 21         | 100         | 230         | 60          | 290         | 331         | 94          | 425         | 129         | 81         | 210         | 1069         | 505         | 1574         |
| TSR          | 79          | 44         | 123         | 461         | 137         | 598         | 633         | 287         | 920         | 122         | 70         | 192         | 1617         | 726         | 2343         |
| PKD          | 130         | 84         | 214         | 190         | 105         | 295         | 365         | 212         | 577         | 77          | 96         | 173         | 1334         | 942         | 2276         |
| MLP          | 202         | 99         | 301         | 469         | 265         | 734         | 703         | 396         | 1099        | 123         | 104        | 227         | 2289         | 1406        | 3695         |
| KKD          | 51          | 16         | 67          | 146         | 35          | 181         | 300         | 89          | 389         | 41          | 27         | 68          | 831          | 360         | 1191         |
| WYD          | 52          | 43         | 95          | 153         | 110         | 263         | 148         | 79          | 227         | 53          | 51         | 104         | 823          | 582         | 1405         |
| KNR          | 63          | 38         | 101         | 136         | 55          | 191         | 202         | 101         | 303         | 65          | 46         | 111         | 752          | 454         | 1206         |
| KSD          | 121         | 60         | 181         | 310         | 117         | 427         | 405         | 137         | 542         | 85          | 76         | 161         | 1358         | 686         | 2044         |
| <b>TOTAL</b> | <b>1114</b> | <b>593</b> | <b>1707</b> | <b>2857</b> | <b>1196</b> | <b>4053</b> | <b>4177</b> | <b>1856</b> | <b>6033</b> | <b>1278</b> | <b>883</b> | <b>2161</b> | <b>14511</b> | <b>8229</b> | <b>22740</b> |

**Table III.57**  
**DROP OUT OF STUDENTS 2009-10 S.C GOVT**

| DIST         | I         |           |           | II        |           |           | III       |           |           | IV        |           |           | V         |           |           | VI        |           |           |
|--------------|-----------|-----------|-----------|-----------|-----------|-----------|-----------|-----------|-----------|-----------|-----------|-----------|-----------|-----------|-----------|-----------|-----------|-----------|
|              | B         | G         | T         | B         | G         | T         | B         | G         | T         | B         | G         | T         | B         | G         | T         | B         | G         | T         |
| TVM          | 4         | 2         | 6         | 6         | 8         | 14        | 6         | 8         | 14        | 3         | 1         | 4         | 8         | 6         | 14        | 3         | 3         | 6         |
| KLM          | 4         | 2         | 6         | 4         | 6         | 10        | 5         | 1         | 6         | 3         | 4         | 7         | 4         | 3         | 7         | 2         | 4         | 6         |
| PTA          | 1         | 2         | 3         | 7         | 8         | 15        | 2         | 1         | 3         | 2         | 1         | 3         | 0         | 2         | 2         | 2         | 1         | 3         |
| ALP          | 3         | 5         | 8         | 1         | 4         | 5         | 1         | 0         | 1         | 4         | 4         | 8         | 0         | 0         | 0         | 0         | 1         | 1         |
| KTM          | 1         | 2         | 3         | 2         | 2         | 4         | 0         | 2         | 2         | 0         | 1         | 1         | 1         | 2         | 3         | 0         | 1         | 1         |
| IDK          | 5         | 4         | 9         | 8         | 4         | 12        | 4         | 2         | 6         | 0         | 1         | 1         | 8         | 5         | 13        | 7         | 3         | 10        |
| EKM          | 5         | 1         | 6         | 4         | 3         | 7         | 0         | 1         | 1         | 0         | 4         | 4         | 4         | 0         | 4         | 4         | 0         | 4         |
| TSR          | 3         | 2         | 5         | 4         | 0         | 4         | 2         | 0         | 2         | 1         | 0         | 1         | 2         | 1         | 3         | 2         | 3         | 5         |
| PKD          | 4         | 6         | 10        | 3         | 2         | 5         | 6         | 4         | 10        | 4         | 4         | 8         | 1         | 3         | 4         | 3         | 5         | 8         |
| MLP          | 2         | 1         | 3         | 2         | 4         | 6         | 3         | 2         | 5         | 2         | 0         | 2         | 5         | 1         | 6         | 6         | 2         | 8         |
| KKD          | 3         | 2         | 5         | 4         | 1         | 5         | 3         | 1         | 4         | 1         | 1         | 2         | 3         | 1         | 4         | 0         | 0         | 0         |
| WYD          | 0         | 1         | 1         | 1         | 0         | 1         | 0         | 0         | 0         | 1         | 0         | 1         | 0         | 0         | 0         | 1         | 1         | 2         |
| KNR          | 0         | 0         | 0         | 0         | 1         | 1         | 0         | 0         | 0         | 1         | 0         | 1         | 0         | 0         | 0         | 1         | 0         | 1         |
| KSD          | 7         | 1         | 8         | 3         | 2         | 5         | 3         | 3         | 6         | 4         | 2         | 6         | 2         | 1         | 3         | 4         | 3         | 7         |
| <b>TOTAL</b> | <b>42</b> | <b>31</b> | <b>73</b> | <b>49</b> | <b>45</b> | <b>94</b> | <b>35</b> | <b>25</b> | <b>60</b> | <b>26</b> | <b>23</b> | <b>49</b> | <b>38</b> | <b>25</b> | <b>63</b> | <b>35</b> | <b>27</b> | <b>62</b> |

**Table III.58**  
**DROP OUT OF STUDENTS 2009-10 S.C GOVT**

| DIST         | VII       |           |           | VIII       |           |            | IX         |            |            | X         |           |            | TOTAL      |            |             |
|--------------|-----------|-----------|-----------|------------|-----------|------------|------------|------------|------------|-----------|-----------|------------|------------|------------|-------------|
|              | B         | G         | T         | B          | G         | T          | B          | G          | T          | B         | G         | T          | B          | G          | T           |
| TVM          | 3         | 3         | 6         | 10         | 8         | 18         | 15         | 2          | 17         | 15        | 7         | 22         | 73         | 48         | 121         |
| KLM          | 5         | 3         | 8         | 9          | 8         | 17         | 13         | 14         | 27         | 14        | 10        | 24         | 63         | 55         | 118         |
| PTA          | 0         | 1         | 1         | 3          | 1         | 4          | 6          | 1          | 7          | 2         | 1         | 3          | 25         | 19         | 44          |
| ALP          | 0         | 1         | 1         | 1          | 1         | 2          | 6          | 0          | 6          | 3         | 3         | 6          | 19         | 19         | 38          |
| KTM          | 1         | 1         | 2         | 14         | 11        | 25         | 21         | 6          | 27         | 7         | 2         | 9          | 47         | 30         | 77          |
| IDK          | 12        | 3         | 15        | 22         | 8         | 30         | 25         | 11         | 36         | 7         | 4         | 11         | 98         | 45         | 143         |
| EKM          | 4         | 0         | 4         | 9          | 3         | 12         | 17         | 5          | 22         | 2         | 2         | 4          | 49         | 19         | 68          |
| TSR          | 6         | 3         | 9         | 21         | 8         | 29         | 32         | 11         | 43         | 14        | 5         | 19         | 87         | 33         | 120         |
| PKD          | 5         | 5         | 10        | 23         | 7         | 30         | 42         | 14         | 56         | 6         | 10        | 16         | 97         | 60         | 157         |
| MLP          | 9         | 7         | 16        | 16         | 15        | 31         | 25         | 19         | 44         | 5         | 3         | 8          | 75         | 54         | 129         |
| KKD          | 4         | 2         | 6         | 11         | 3         | 14         | 13         | 8          | 21         | 5         | 0         | 5          | 47         | 19         | 66          |
| WYD          | 0         | 1         | 1         | 3          | 4         | 7          | 8          | 6          | 14         | 2         | 0         | 2          | 16         | 13         | 29          |
| KNR          | 0         | 0         | 0         | 5          | 2         | 7          | 2          | 1          | 3          | 1         | 0         | 1          | 10         | 4          | 14          |
| KSD          | 1         | 0         | 1         | 10         | 3         | 13         | 10         | 6          | 16         | 4         | 0         | 4          | 48         | 21         | 69          |
| <b>TOTAL</b> | <b>50</b> | <b>30</b> | <b>80</b> | <b>157</b> | <b>82</b> | <b>239</b> | <b>235</b> | <b>104</b> | <b>339</b> | <b>87</b> | <b>47</b> | <b>134</b> | <b>754</b> | <b>439</b> | <b>1193</b> |

**Table III.59**  
**DROP OUT OF STUDENTS 2009-10 S.C AIDED**

| DIST         | I         |           |           | II        |           |           | III       |           |           | IV        |           |           | V         |           |           | VI        |           |            |
|--------------|-----------|-----------|-----------|-----------|-----------|-----------|-----------|-----------|-----------|-----------|-----------|-----------|-----------|-----------|-----------|-----------|-----------|------------|
|              | B         | G         | T         | B         | G         | T         | B         | G         | T         | B         | G         | T         | B         | G         | T         | B         | G         | T          |
| TVM          | 5         | 1         | 6         | 5         | 5         | 10        | 3         | 5         | 8         | 3         | 3         | 6         | 9         | 6         | 15        | 8         | 9         | 17         |
| KLM          | 3         | 0         | 3         | 3         | 3         | 6         | 3         | 1         | 4         | 4         | 6         | 10        | 5         | 5         | 10        | 6         | 3         | 9          |
| PTA          | 2         | 1         | 3         | 4         | 1         | 5         | 0         | 0         | 0         | 0         | 0         | 0         | 2         | 2         | 4         | 0         | 0         | 0          |
| ALP          | 1         | 0         | 1         | 0         | 1         | 1         | 0         | 0         | 0         | 1         | 0         | 1         | 3         | 0         | 3         | 1         | 0         | 1          |
| KTM          | 3         | 2         | 5         | 2         | 3         | 5         | 2         | 0         | 2         | 2         | 0         | 2         | 1         | 1         | 2         | 6         | 1         | 7          |
| IDK          | 3         | 2         | 5         | 1         | 5         | 6         | 0         | 0         | 0         | 2         | 5         | 7         | 2         | 1         | 3         | 5         | 0         | 5          |
| EKM          | 3         | 8         | 11        | 3         | 1         | 4         | 0         | 1         | 1         | 4         | 0         | 4         | 3         | 2         | 5         | 2         | 4         | 6          |
| TSR          | 9         | 9         | 18        | 2         | 1         | 3         | 2         | 0         | 2         | 0         | 0         | 0         | 2         | 2         | 4         | 6         | 4         | 10         |
| PKD          | 5         | 2         | 7         | 9         | 5         | 14        | 8         | 3         | 11        | 1         | 5         | 6         | 7         | 2         | 9         | 19        | 17        | 36         |
| MLP          | 6         | 3         | 9         | 3         | 1         | 4         | 1         | 0         | 1         | 5         | 2         | 7         | 6         | 5         | 11        | 6         | 7         | 13         |
| KKD          | 4         | 1         | 5         | 1         | 1         | 2         | 1         | 0         | 1         | 1         | 2         | 3         | 4         | 4         | 8         | 1         | 0         | 1          |
| WYD          | 0         | 1         | 1         | 2         | 2         | 4         | 2         | 0         | 2         | 1         | 2         | 3         | 2         | 0         | 2         | 1         | 1         | 2          |
| KNR          | 0         | 2         | 2         | 2         | 0         | 2         | 1         | 0         | 1         | 1         | 0         | 1         | 1         | 3         | 4         | 0         | 0         | 0          |
| KSD          | 4         | 2         | 6         | 3         | 1         | 4         | 1         | 0         | 1         | 4         | 1         | 5         | 5         | 4         | 9         | 12        | 7         | 19         |
| <b>TOTAL</b> | <b>48</b> | <b>34</b> | <b>82</b> | <b>40</b> | <b>30</b> | <b>70</b> | <b>24</b> | <b>10</b> | <b>34</b> | <b>29</b> | <b>26</b> | <b>55</b> | <b>52</b> | <b>37</b> | <b>89</b> | <b>73</b> | <b>53</b> | <b>126</b> |

**Table III.60**  
**DROP OUT OF STUDENTS 2009-10 S.C AIDED**

| DIST         | VII       |           |            | VIII       |            |            | IX         |            |            | X          |           |            | TOTAL      |            |             |
|--------------|-----------|-----------|------------|------------|------------|------------|------------|------------|------------|------------|-----------|------------|------------|------------|-------------|
|              | B         | G         | T          | B          | G          | T          | B          | G          | T          | B          | G         | T          | B          | G          | T           |
| TVM          | 5         | 5         | 10         | 11         | 12         | 23         | 26         | 16         | 42         | 7          | 7         | 14         | 82         | 69         | 151         |
| KLM          | 5         | 8         | 13         | 4          | 7          | 11         | 29         | 17         | 46         | 18         | 17        | 35         | 80         | 67         | 147         |
| PTA          | 4         | 1         | 5          | 5          | 2          | 7          | 17         | 7          | 24         | 11         | 3         | 14         | 45         | 17         | 62          |
| ALP          | 0         | 1         | 1          | 10         | 3          | 13         | 9          | 7          | 16         | 11         | 4         | 15         | 36         | 16         | 52          |
| KTM          | 4         | 3         | 7          | 12         | 8          | 20         | 21         | 6          | 27         | 7          | 3         | 10         | 60         | 27         | 87          |
| IDK          | 9         | 1         | 10         | 13         | 8          | 21         | 13         | 9          | 22         | 2          | 2         | 4          | 50         | 33         | 83          |
| EKM          | 8         | 3         | 11         | 22         | 11         | 33         | 29         | 12         | 41         | 10         | 8         | 18         | 84         | 50         | 134         |
| TSR          | 10        | 16        | 26         | 78         | 30         | 108        | 85         | 38         | 123        | 12         | 8         | 20         | 206        | 108        | 314         |
| PKD          | 14        | 15        | 29         | 15         | 10         | 25         | 47         | 15         | 62         | 9          | 7         | 16         | 134        | 81         | 215         |
| MLP          | 9         | 9         | 18         | 22         | 16         | 38         | 31         | 13         | 44         | 3          | 4         | 7          | 92         | 60         | 152         |
| KKD          | 0         | 1         | 1          | 2          | 0          | 2          | 3          | 2          | 5          | 0          | 0         | 0          | 17         | 11         | 28          |
| WYD          | 0         | 1         | 1          | 5          | 4          | 9          | 5          | 6          | 11         | 2          | 2         | 4          | 20         | 19         | 39          |
| KNR          | 0         | 0         | 0          | 4          | 1          | 5          | 2          | 2          | 4          | 1          | 0         | 1          | 12         | 8          | 20          |
| KSD          | 5         | 0         | 5          | 21         | 7          | 28         | 16         | 6          | 22         | 8          | 3         | 11         | 79         | 31         | 110         |
| <b>TOTAL</b> | <b>73</b> | <b>64</b> | <b>137</b> | <b>224</b> | <b>119</b> | <b>343</b> | <b>333</b> | <b>156</b> | <b>489</b> | <b>101</b> | <b>68</b> | <b>169</b> | <b>997</b> | <b>597</b> | <b>1594</b> |

**Table III.61**  
**DROP OUT OF STUDENTS 2009-10 S.C UNAIDED**

| DIST         | I        |          |          | II       |          |          | III      |          |          | IV       |          |          | V        |          |          | VI       |          |          |
|--------------|----------|----------|----------|----------|----------|----------|----------|----------|----------|----------|----------|----------|----------|----------|----------|----------|----------|----------|
|              | B        | G        | T        | B        | G        | T        | B        | G        | T        | B        | G        | T        | B        | G        | T        | B        | G        | T        |
| TVM          | 0        | 1        | 1        | 0        | 0        | 0        | 0        | 0        | 0        | 0        | 0        | 0        | 1        | 0        | 1        | 1        | 0        | 1        |
| KLM          | 0        | 0        | 0        | 1        | 1        | 2        | 0        | 0        | 0        | 1        | 0        | 1        | 1        | 1        | 2        | 1        | 2        | 3        |
| PTA          | 0        | 0        | 0        | 0        | 0        | 0        | 0        | 0        | 0        | 0        | 0        | 0        | 0        | 0        | 0        | 0        | 0        | 0        |
| ALP          | 0        | 0        | 0        | 0        | 0        | 0        | 0        | 0        | 0        | 0        | 0        | 0        | 0        | 0        | 0        | 0        | 0        | 0        |
| KTM          | 0        | 0        | 0        | 0        | 0        | 0        | 0        | 0        | 0        | 0        | 0        | 0        | 0        | 0        | 0        | 0        | 0        | 0        |
| IDK          | 1        | 0        | 1        | 0        | 0        | 0        | 0        | 0        | 0        | 0        | 0        | 0        | 0        | 0        | 0        | 0        | 0        | 0        |
| EKM          | 0        | 0        | 0        | 0        | 0        | 0        | 0        | 0        | 0        | 5        | 0        | 5        | 0        | 0        | 0        | 1        | 0        | 1        |
| TSR          | 0        | 0        | 0        | 0        | 0        | 0        | 0        | 0        | 0        | 0        | 0        | 0        | 0        | 0        | 0        | 0        | 0        | 0        |
| PKD          | 0        | 0        | 0        | 0        | 0        | 0        | 0        | 0        | 0        | 0        | 0        | 0        | 0        | 0        | 0        | 0        | 0        | 0        |
| MLP          | 0        | 0        | 0        | 0        | 0        | 0        | 0        | 0        | 0        | 0        | 0        | 0        | 0        | 0        | 0        | 0        | 0        | 0        |
| KKD          | 0        | 0        | 0        | 0        | 0        | 0        | 0        | 0        | 0        | 0        | 0        | 0        | 0        | 0        | 0        | 0        | 0        | 0        |
| WYD          | 0        | 0        | 0        | 0        | 0        | 0        | 0        | 0        | 0        | 0        | 0        | 0        | 0        | 0        | 0        | 0        | 0        | 0        |
| KNR          | 0        | 0        | 0        | 1        | 0        | 1        | 1        | 1        | 2        | 0        | 0        | 0        | 0        | 0        | 0        | 0        | 0        | 0        |
| KSD          | 0        | 0        | 0        | 0        | 0        | 0        | 0        | 0        | 0        | 1        | 0        | 1        | 1        | 0        | 1        | 0        | 0        | 0        |
| <b>TOTAL</b> | <b>1</b> | <b>1</b> | <b>2</b> | <b>2</b> | <b>1</b> | <b>3</b> | <b>1</b> | <b>1</b> | <b>2</b> | <b>7</b> | <b>0</b> | <b>7</b> | <b>3</b> | <b>1</b> | <b>4</b> | <b>3</b> | <b>2</b> | <b>5</b> |

**Table III.62**  
**DROP OUT OF STUDENTS 2009-10 S.C UNAIDED**

| DIST         | VII      |          |          | VIII     |          |          | IX       |          |          | X        |          |          | TOTAL     |           |           |
|--------------|----------|----------|----------|----------|----------|----------|----------|----------|----------|----------|----------|----------|-----------|-----------|-----------|
|              | B        | G        | T        | B        | G        | T        | B        | G        | T        | B        | G        | T        | B         | G         | T         |
| TVM          | 2        | 0        | 2        | 0        | 0        | 0        | 0        | 1        | 1        | 0        | 0        | 0        | 4         | 2         | 6         |
| KLM          | 2        | 2        | 4        | 1        | 1        | 2        | 0        | 1        | 1        | 0        | 1        | 1        | 7         | 9         | 16        |
| PTA          | 0        | 0        | 0        | 0        | 0        | 0        | 0        | 0        | 0        | 0        | 0        | 0        | 0         | 0         | 0         |
| ALP          | 0        | 0        | 0        | 0        | 0        | 0        | 0        | 0        | 0        | 0        | 0        | 0        | 0         | 0         | 0         |
| KTM          | 0        | 0        | 0        | 0        | 0        | 0        | 0        | 0        | 0        | 0        | 0        | 0        | 0         | 0         | 0         |
| IDK          | 0        | 0        | 0        | 0        | 0        | 0        | 0        | 0        | 0        | 0        | 0        | 0        | 1         | 0         | 1         |
| EKM          | 1        | 1        | 2        | 0        | 0        | 0        | 0        | 0        | 0        | 0        | 0        | 0        | 7         | 1         | 8         |
| TSR          | 0        | 1        | 1        | 0        | 0        | 0        | 0        | 0        | 0        | 0        | 0        | 0        | 0         | 1         | 1         |
| PKD          | 0        | 0        | 0        | 0        | 0        | 0        | 0        | 0        | 0        | 0        | 0        | 0        | 0         | 0         | 0         |
| MLP          | 0        | 0        | 0        | 0        | 0        | 0        | 0        | 1        | 1        | 0        | 0        | 0        | 0         | 1         | 1         |
| KKD          | 0        | 0        | 0        | 0        | 0        | 0        | 0        | 0        | 0        | 0        | 1        | 1        | 0         | 1         | 1         |
| WYD          | 0        | 0        | 0        | 0        | 0        | 0        | 0        | 0        | 0        | 0        | 0        | 0        | 0         | 0         | 0         |
| KNR          | 0        | 0        | 0        | 0        | 1        | 1        | 0        | 0        | 0        | 1        | 0        | 1        | 3         | 2         | 5         |
| KSD          | 0        | 0        | 0        | 0        | 0        | 0        | 0        | 0        | 0        | 0        | 0        | 0        | 2         | 0         | 2         |
| <b>TOTAL</b> | <b>5</b> | <b>4</b> | <b>9</b> | <b>1</b> | <b>2</b> | <b>3</b> | <b>0</b> | <b>3</b> | <b>3</b> | <b>1</b> | <b>2</b> | <b>3</b> | <b>24</b> | <b>17</b> | <b>41</b> |

**Table III.63**  
**DROP OUT OF STUDENTS 2009-10 S.C TOTAL**

| DIST         | I  |    |     | II |    |     | III |    |    | IV |    |     | V  |    |     | VI  |    |     |
|--------------|----|----|-----|----|----|-----|-----|----|----|----|----|-----|----|----|-----|-----|----|-----|
|              | B  | G  | T   | B  | G  | T   | B   | G  | T  | B  | G  | T   | B  | G  | T   | B   | G  | T   |
| TVM          | 9  | 4  | 13  | 11 | 13 | 24  | 9   | 13 | 22 | 6  | 4  | 10  | 18 | 12 | 30  | 12  | 12 | 24  |
| KLM          | 7  | 2  | 9   | 8  | 10 | 18  | 8   | 2  | 10 | 8  | 10 | 18  | 10 | 9  | 19  | 9   | 9  | 18  |
| PTA          | 3  | 3  | 6   | 11 | 9  | 20  | 2   | 1  | 3  | 2  | 1  | 3   | 2  | 4  | 6   | 2   | 1  | 3   |
| ALP          | 4  | 5  | 9   | 1  | 5  | 6   | 1   | 0  | 1  | 5  | 4  | 9   | 3  | 0  | 3   | 1   | 1  | 2   |
| KTM          | 4  | 4  | 8   | 4  | 5  | 9   | 2   | 2  | 4  | 2  | 1  | 3   | 2  | 3  | 5   | 6   | 2  | 8   |
| IDK          | 9  | 6  | 15  | 9  | 9  | 18  | 4   | 2  | 6  | 2  | 6  | 8   | 10 | 6  | 16  | 12  | 3  | 15  |
| EKM          | 8  | 9  | 17  | 7  | 4  | 11  | 0   | 2  | 2  | 9  | 4  | 13  | 7  | 2  | 9   | 7   | 4  | 11  |
| TSR          | 12 | 11 | 23  | 6  | 1  | 7   | 4   | 0  | 4  | 1  | 0  | 1   | 4  | 3  | 7   | 8   | 7  | 15  |
| PKD          | 9  | 8  | 17  | 12 | 7  | 19  | 14  | 7  | 21 | 5  | 9  | 14  | 8  | 5  | 13  | 22  | 22 | 44  |
| MLP          | 8  | 4  | 12  | 5  | 5  | 10  | 4   | 2  | 6  | 7  | 2  | 9   | 11 | 6  | 17  | 12  | 9  | 21  |
| KKD          | 7  | 3  | 10  | 5  | 2  | 7   | 4   | 1  | 5  | 2  | 3  | 5   | 7  | 5  | 12  | 1   | 0  | 1   |
| WYD          | 0  | 2  | 2   | 3  | 2  | 5   | 2   | 0  | 2  | 2  | 2  | 4   | 2  | 0  | 2   | 2   | 2  | 4   |
| KNR          | 0  | 2  | 2   | 3  | 1  | 4   | 2   | 1  | 3  | 2  | 0  | 2   | 1  | 3  | 4   | 1   | 0  | 1   |
| KSD          | 11 | 3  | 14  | 6  | 3  | 9   | 4   | 3  | 7  | 9  | 3  | 12  | 8  | 5  | 13  | 16  | 10 | 26  |
| <b>TOTAL</b> | 91 | 66 | 157 | 91 | 76 | 167 | 60  | 36 | 96 | 62 | 49 | 111 | 93 | 63 | 156 | 111 | 82 | 193 |



**Table III.64**  
**DROP OUT OF STUDENTS 2009-10 S.C TOTAL**

| DIST         | VII |    |     | VIII |     |     | IX  |     |     | X   |     |     | TOTAL |      |      |
|--------------|-----|----|-----|------|-----|-----|-----|-----|-----|-----|-----|-----|-------|------|------|
|              | B   | G  | T   | B    | G   | T   | B   | G   | T   | B   | G   | T   | B     | G    | T    |
| TVM          | 10  | 8  | 18  | 21   | 20  | 41  | 41  | 19  | 60  | 22  | 14  | 36  | 159   | 119  | 278  |
| KLM          | 12  | 13 | 25  | 14   | 16  | 30  | 42  | 32  | 74  | 32  | 28  | 60  | 150   | 131  | 281  |
| PTA          | 4   | 2  | 6   | 8    | 3   | 11  | 23  | 8   | 31  | 13  | 4   | 17  | 70    | 36   | 106  |
| ALP          | 0   | 2  | 2   | 11   | 4   | 15  | 15  | 7   | 22  | 14  | 7   | 21  | 55    | 35   | 90   |
| KTM          | 5   | 4  | 9   | 26   | 19  | 45  | 42  | 12  | 54  | 14  | 5   | 19  | 107   | 57   | 164  |
| IDK          | 21  | 4  | 25  | 35   | 16  | 51  | 38  | 20  | 58  | 9   | 6   | 15  | 149   | 78   | 227  |
| EKM          | 13  | 4  | 17  | 31   | 14  | 45  | 46  | 17  | 63  | 12  | 10  | 22  | 140   | 70   | 210  |
| TSR          | 16  | 20 | 36  | 99   | 38  | 137 | 117 | 49  | 166 | 26  | 13  | 39  | 293   | 142  | 435  |
| PKD          | 19  | 20 | 39  | 38   | 17  | 55  | 89  | 29  | 118 | 15  | 17  | 32  | 231   | 141  | 372  |
| MLP          | 18  | 16 | 34  | 38   | 31  | 69  | 56  | 33  | 89  | 8   | 7   | 15  | 167   | 115  | 282  |
| KKD          | 4   | 3  | 7   | 13   | 3   | 16  | 16  | 10  | 26  | 5   | 1   | 6   | 64    | 31   | 95   |
| WYD          | 0   | 2  | 2   | 8    | 8   | 16  | 13  | 12  | 25  | 4   | 2   | 6   | 36    | 32   | 68   |
| KNR          | 0   | 0  | 0   | 9    | 4   | 13  | 4   | 3   | 7   | 3   | 0   | 3   | 25    | 14   | 39   |
| KSD          | 6   | 0  | 6   | 31   | 10  | 41  | 26  | 12  | 38  | 12  | 3   | 15  | 129   | 52   | 181  |
| <b>TOTAL</b> | 128 | 98 | 226 | 382  | 203 | 585 | 568 | 263 | 831 | 189 | 117 | 306 | 1775  | 1053 | 2828 |

**Table III.65**  
**DROP OUT OF STUDENTS 2009-10 S.T GOVT**

| DIST         | I         |           |     | II        |           |    | III       |           |    | IV        |           |    | V         |           |     | VI        |           |    |
|--------------|-----------|-----------|-----|-----------|-----------|----|-----------|-----------|----|-----------|-----------|----|-----------|-----------|-----|-----------|-----------|----|
|              | B         | G         | T   | B         | G         | T  | B         | G         | T  | B         | G         | T  | B         | G         | T   | B         | G         | T  |
| TVM          | 0         | 0         | 0   | 0         | 0         | 0  | 0         | 0         | 0  | 0         | 0         | 0  | 0         | 0         | 0   | 0         | 0         | 0  |
| KLM          | 0         | 1         | 1   | 1         | 1         | 2  | 1         | 1         | 2  | 0         | 1         | 1  | 0         | 0         | 0   | 0         | 0         | 0  |
| PTA          | 0         | 0         | 0   | 1         | 0         | 1  | 0         | 1         | 1  | 0         | 0         | 0  | 0         | 0         | 0   | 0         | 0         | 0  |
| ALP          | 0         | 0         | 0   | 0         | 0         | 0  | 0         | 0         | 0  | 0         | 1         | 1  | 0         | 0         | 0   | 0         | 1         | 1  |
| KTM          | 0         | 0         | 0   | 0         | 1         | 1  | 0         | 0         | 0  | 0         | 0         | 0  | 0         | 0         | 0   | 0         | 1         | 1  |
| IDK          | 7         | 5         | 12  | 2         | 0         | 2  | 0         | 0         | 0  | 1         | 2         | 3  | 5         | 2         | 7   | 4         | 7         | 11 |
| EKM          | 3         | 1         | 4   | 0         | 0         | 0  | 0         | 0         | 0  | 0         | 0         | 0  | 0         | 0         | 0   | 0         | 0         | 0  |
| TSR          | 0         | 0         | 0   | 0         | 0         | 0  | 0         | 0         | 0  | 0         | 0         | 0  | 0         | 0         | 0   | 0         | 0         | 0  |
| PKD          | 2         | 0         | 2   | 2         | 7         | 9  | 3         | 5         | 8  | 3         | 2         | 5  | 1         | 2         | 3   | 0         | 4         | 4  |
| MLP          | 4         | 1         | 5   | 3         | 1         | 4  | 0         | 2         | 2  | 0         | 0         | 0  | 3         | 4         | 7   | 3         | 1         | 4  |
| KKD          | 0         | 1         | 1   | 1         | 0         | 1  | 0         | 0         | 0  | 0         | 0         | 0  | 0         | 2         | 2   | 0         | 0         | 0  |
| WYD          | 36        | 29        | 65  | 25        | 29        | 54 | 17        | 13        | 30 | 23        | 21        | 44 | 44        | 36        | 80  | 31        | 24        | 55 |
| KNR          | 1         | 1         | 2   | 0         | 1         | 1  | 1         | 3         | 4  | 2         | 1         | 3  | 0         | 3         | 3   | 1         | 2         | 3  |
| KSD          | 8         | 5         | 13  | 0         | 4         | 4  | 2         | 1         | 3  | 6         | 2         | 8  | 6         | 1         | 7   | 3         | 4         | 7  |
| <b>TOTAL</b> | <b>61</b> | <b>44</b> | 105 | <b>35</b> | <b>44</b> | 79 | <b>24</b> | <b>26</b> | 50 | <b>35</b> | <b>30</b> | 65 | <b>59</b> | <b>50</b> | 109 | <b>42</b> | <b>44</b> | 86 |

**Table III.66**  
**DROP OUT OF STUDENTS 2009-10 S.T GOVT**

| DIST         | VII       |           |    | VIII       |           |     | IX        |           |     | X         |           |    | TOTAL      |            |     |
|--------------|-----------|-----------|----|------------|-----------|-----|-----------|-----------|-----|-----------|-----------|----|------------|------------|-----|
|              | B         | G         | T  | B          | G         | T   | B         | G         | T   | B         | G         | T  | B          | G          | T   |
| TVM          | 0         | 0         | 0  | 0          | 0         | 0   | 0         | 0         | 0   | 0         | 1         | 1  | 0          | 1          | 1   |
| KLM          | 0         | 0         | 0  | 1          | 0         | 1   | 1         | 1         | 2   | 1         | 2         | 3  | 5          | 7          | 12  |
| PTA          | 0         | 0         | 0  | 0          | 2         | 2   | 0         | 2         | 2   | 0         | 0         | 0  | 1          | 5          | 6   |
| ALP          | 0         | 0         | 0  | 1          | 1         | 2   | 0         | 1         | 1   | 0         | 0         | 0  | 1          | 4          | 5   |
| KTM          | 3         | 0         | 3  | 4          | 3         | 7   | 6         | 0         | 6   | 0         | 1         | 1  | 13         | 6          | 19  |
| IDK          | 5         | 2         | 7  | 25         | 4         | 29  | 17        | 19        | 36  | 10        | 10        | 20 | 76         | 51         | 127 |
| EKM          | 2         | 0         | 2  | 4          | 0         | 4   | 2         | 3         | 5   | 3         | 2         | 5  | 14         | 6          | 20  |
| TSR          | 0         | 1         | 1  | 2          | 0         | 2   | 0         | 0         | 0   | 2         | 0         | 2  | 4          | 1          | 5   |
| PKD          | 8         | 6         | 14 | 0          | 1         | 1   | 4         | 4         | 8   | 2         | 2         | 4  | 25         | 33         | 58  |
| MLP          | 1         | 1         | 2  | 0          | 0         | 0   | 2         | 0         | 2   | 0         | 0         | 0  | 16         | 10         | 26  |
| KKD          | 0         | 0         | 0  | 1          | 1         | 2   | 1         | 0         | 1   | 0         | 0         | 0  | 3          | 4          | 7   |
| WYD          | 26        | 26        | 52 | 48         | 40        | 88  | 33        | 18        | 51  | 14        | 18        | 32 | 297        | 254        | 551 |
| KNR          | 2         | 1         | 3  | 8          | 9         | 17  | 4         | 0         | 4   | 4         | 5         | 9  | 23         | 26         | 49  |
| KSD          | 7         | 3         | 10 | 11         | 4         | 15  | 10        | 9         | 19  | 1         | 0         | 1  | 54         | 33         | 87  |
| <b>TOTAL</b> | <b>54</b> | <b>40</b> | 94 | <b>105</b> | <b>65</b> | 170 | <b>80</b> | <b>57</b> | 137 | <b>37</b> | <b>41</b> | 78 | <b>532</b> | <b>441</b> | 973 |

**Table III.67**  
**DROP OUT OF STUDENTS 2009-10 S.T AIDED**

| DIST         | I         |           |           | II        |           |           | III       |           |           | IV        |           |           | V         |           |            | VI        |           |           |
|--------------|-----------|-----------|-----------|-----------|-----------|-----------|-----------|-----------|-----------|-----------|-----------|-----------|-----------|-----------|------------|-----------|-----------|-----------|
|              | B         | G         | T         | B         | G         | T         | B         | G         | T         | B         | G         | T         | B         | G         | T          | B         | G         | T         |
| TVM          | 0         | 0         | 0         | 0         | 0         | 0         | 0         | 0         | 0         | 0         | 0         | 0         | 4         | 1         | 5          | 0         | 0         | 0         |
| KLM          | 0         | 0         | 0         | 0         | 1         | 1         | 0         | 0         | 0         | 1         | 0         | 1         | 1         | 1         | 2          | 1         | 3         | 4         |
| PTA          | 0         | 0         | 0         | 0         | 0         | 0         | 0         | 0         | 0         | 0         | 0         | 0         | 0         | 0         | 0          | 0         | 1         | 1         |
| ALP          | 0         | 0         | 0         | 0         | 0         | 0         | 0         | 0         | 0         | 0         | 0         | 0         | 0         | 0         | 0          | 0         | 0         | 0         |
| KTM          | 1         | 0         | 1         | 0         | 0         | 0         | 0         | 0         | 0         | 0         | 0         | 0         | 0         | 1         | 1          | 1         | 0         | 1         |
| IDK          | 0         | 1         | 1         | 1         | 0         | 1         | 1         | 1         | 2         | 0         | 0         | 0         | 5         | 0         | 5          | 5         | 2         | 7         |
| EKM          | 0         | 1         | 1         | 1         | 0         | 1         | 0         | 0         | 0         | 2         | 0         | 2         | 1         | 0         | 1          | 0         | 0         | 0         |
| TSR          | 1         | 1         | 2         | 7         | 5         | 12        | 0         | 2         | 2         | 0         | 2         | 2         | 0         | 0         | 0          | 0         | 0         | 0         |
| PKD          | 1         | 4         | 5         | 3         | 1         | 4         | 0         | 0         | 0         | 2         | 1         | 3         | 0         | 0         | 0          | 2         | 0         | 2         |
| MLP          | 2         | 0         | 2         | 0         | 1         | 1         | 1         | 1         | 2         | 1         | 0         | 1         | 5         | 4         | 9          | 2         | 0         | 2         |
| KKD          | 0         | 1         | 1         | 1         | 2         | 3         | 1         | 1         | 2         | 1         | 0         | 1         | 0         | 2         | 2          | 0         | 0         | 0         |
| WYD          | 29        | 20        | 49        | 32        | 17        | 49        | 24        | 16        | 40        | 12        | 8         | 20        | 37        | 21        | 58         | 24        | 18        | 42        |
| KNR          | 4         | 1         | 5         | 4         | 2         | 6         | 0         | 2         | 2         | 1         | 1         | 2         | 2         | 3         | 5          | 2         | 3         | 5         |
| KSD          | 4         | 2         | 6         | 4         | 0         | 4         | 0         | 0         | 0         | 0         | 2         | 2         | 9         | 4         | 13         | 6         | 2         | 8         |
| <b>TOTAL</b> | <b>42</b> | <b>31</b> | <b>73</b> | <b>53</b> | <b>29</b> | <b>82</b> | <b>27</b> | <b>23</b> | <b>50</b> | <b>20</b> | <b>14</b> | <b>34</b> | <b>64</b> | <b>37</b> | <b>101</b> | <b>43</b> | <b>29</b> | <b>72</b> |

**Table III.68**  
**DROP OUT OF STUDENTS 2009-10 S.T AIDED**

| DIST         | VII       |           |            | VIII      |           |            | IX        |           |            | X         |           |           | TOTAL      |            |            |
|--------------|-----------|-----------|------------|-----------|-----------|------------|-----------|-----------|------------|-----------|-----------|-----------|------------|------------|------------|
|              | B         | G         | T          | B         | G         | T          | B         | G         | T          | B         | G         | T         | B          | G          | T          |
| TVM          | 5         | 0         | 5          | 1         | 0         | 1          | 2         | 2         | 4          | 0         | 1         | 1         | 12         | 4          | 16         |
| KLM          | 2         | 2         | 4          | 1         | 2         | 3          | 0         | 0         | 0          | 0         | 1         | 1         | 6          | 10         | 16         |
| PTA          | 0         | 1         | 1          | 2         | 2         | 4          | 0         | 0         | 0          | 0         | 0         | 0         | 2          | 4          | 6          |
| ALP          | 0         | 0         | 0          | 1         | 0         | 1          | 2         | 1         | 3          | 0         | 0         | 0         | 3          | 1          | 4          |
| KTM          | 0         | 0         | 0          | 6         | 6         | 12         | 4         | 4         | 8          | 2         | 2         | 4         | 14         | 13         | 27         |
| IDK          | 1         | 5         | 6          | 11        | 2         | 13         | 5         | 4         | 9          | 0         | 1         | 1         | 29         | 16         | 45         |
| EKM          | 1         | 0         | 1          | 3         | 2         | 5          | 1         | 1         | 2          | 0         | 0         | 0         | 9          | 4          | 13         |
| TSR          | 0         | 0         | 0          | 0         | 3         | 3          | 2         | 6         | 8          | 0         | 1         | 1         | 10         | 20         | 30         |
| PKD          | 0         | 0         | 0          | 0         | 0         | 0          | 0         | 0         | 0          | 1         | 0         | 1         | 9          | 6          | 15         |
| MLP          | 5         | 0         | 5          | 4         | 2         | 6          | 6         | 0         | 6          | 0         | 0         | 0         | 26         | 8          | 34         |
| KKD          | 0         | 0         | 0          | 0         | 1         | 1          | 0         | 1         | 1          | 0         | 0         | 0         | 3          | 8          | 11         |
| WYD          | 39        | 18        | 57         | 47        | 31        | 78         | 40        | 15        | 55         | 7         | 9         | 16        | 291        | 173        | 464        |
| KNR          | 9         | 6         | 15         | 13        | 8         | 21         | 3         | 6         | 9          | 3         | 3         | 6         | 41         | 35         | 76         |
| KSD          | 11        | 4         | 15         | 7         | 10        | 17         | 18        | 6         | 24         | 3         | 3         | 6         | 62         | 33         | 95         |
| <b>TOTAL</b> | <b>73</b> | <b>36</b> | <b>109</b> | <b>96</b> | <b>69</b> | <b>165</b> | <b>83</b> | <b>46</b> | <b>129</b> | <b>16</b> | <b>21</b> | <b>37</b> | <b>517</b> | <b>335</b> | <b>852</b> |

**Table III.69**  
**DROP OUT OF STUDENTS 2009-10 S.T UNAIDED**

| DIST         | I        |          |          | II       |          |          | III      |          |          | IV       |          |          | V        |          |          | VI       |          |          |
|--------------|----------|----------|----------|----------|----------|----------|----------|----------|----------|----------|----------|----------|----------|----------|----------|----------|----------|----------|
|              | B        | G        | T        | B        | G        | T        | B        | G        | T        | B        | G        | T        | B        | G        | T        | B        | G        | T        |
| TVM          | 0        | 0        | 0        | 0        | 0        | 0        | 0        | 0        | 0        | 0        | 0        | 0        | 0        | 0        | 0        | 0        | 0        | 0        |
| KLM          | 0        | 0        | 0        | 0        | 0        | 0        | 0        | 0        | 0        | 0        | 0        | 0        | 0        | 0        | 0        | 0        | 0        | 0        |
| PTA          | 0        | 0        | 0        | 0        | 0        | 0        | 0        | 0        | 0        | 0        | 0        | 0        | 0        | 0        | 0        | 0        | 0        | 0        |
| ALP          | 0        | 0        | 0        | 0        | 0        | 0        | 0        | 0        | 0        | 0        | 0        | 0        | 0        | 0        | 0        | 0        | 0        | 0        |
| KTM          | 0        | 0        | 0        | 0        | 0        | 0        | 0        | 0        | 0        | 0        | 0        | 0        | 0        | 0        | 0        | 0        | 0        | 0        |
| IDK          | 0        | 0        | 0        | 0        | 0        | 0        | 0        | 0        | 0        | 0        | 0        | 0        | 0        | 0        | 0        | 0        | 0        | 0        |
| EKM          | 0        | 0        | 0        | 0        | 0        | 0        | 0        | 0        | 0        | 0        | 0        | 0        | 0        | 0        | 0        | 0        | 0        | 0        |
| TSR          | 0        | 0        | 0        | 0        | 0        | 0        | 0        | 0        | 0        | 0        | 0        | 0        | 0        | 0        | 0        | 0        | 0        | 0        |
| PKD          | 0        | 0        | 0        | 0        | 0        | 0        | 0        | 0        | 0        | 0        | 0        | 0        | 0        | 0        | 0        | 0        | 0        | 0        |
| MLP          | 0        | 0        | 0        | 0        | 0        | 0        | 0        | 0        | 0        | 0        | 0        | 0        | 0        | 0        | 0        | 0        | 0        | 0        |
| KKD          | 0        | 0        | 0        | 0        | 0        | 0        | 0        | 0        | 0        | 0        | 0        | 0        | 0        | 0        | 0        | 0        | 0        | 0        |
| WYD          | 0        | 0        | 0        | 0        | 0        | 0        | 0        | 0        | 0        | 0        | 0        | 0        | 0        | 0        | 0        | 0        | 0        | 0        |
| KNR          | 0        | 0        | 0        | 1        | 0        | 1        | 1        | 0        | 1        | 0        | 0        | 0        | 0        | 0        | 0        | 0        | 0        | 0        |
| KSD          | 0        | 0        | 0        | 0        | 0        | 0        | 0        | 0        | 0        | 0        | 0        | 0        | 0        | 0        | 0        | 0        | 0        | 0        |
| <b>TOTAL</b> | <b>0</b> | <b>0</b> | <b>0</b> | <b>1</b> | <b>0</b> | <b>1</b> | <b>1</b> | <b>0</b> | <b>1</b> | <b>0</b> | <b>0</b> | <b>0</b> | <b>0</b> | <b>0</b> | <b>0</b> | <b>0</b> | <b>0</b> | <b>0</b> |

**Table III.70**  
**DROP OUT OF STUDENTS 2009-10 S.T UNAIDED**

| DIST         | VII      |          |          | VIII     |          |          | IX       |          |          | X        |          |          | TOTAL    |          |          |
|--------------|----------|----------|----------|----------|----------|----------|----------|----------|----------|----------|----------|----------|----------|----------|----------|
|              | B        | G        | T        | B        | G        | T        | B        | G        | T        | B        | G        | T        | B        | G        | T        |
| TVM          | 0        | 0        | 0        | 0        | 0        | 0        | 0        | 0        | 0        | 0        | 0        | 0        | 0        | 0        | 0        |
| KLM          | 0        | 1        | 1        | 1        | 1        | 2        | 0        | 1        | 1        | 0        | 0        | 0        | 1        | 3        | 4        |
| PTA          | 0        | 0        | 0        | 0        | 0        | 0        | 0        | 0        | 0        | 0        | 0        | 0        | 0        | 0        | 0        |
| ALP          | 0        | 0        | 0        | 0        | 0        | 0        | 0        | 0        | 0        | 0        | 0        | 0        | 0        | 0        | 0        |
| KTM          | 0        | 0        | 0        | 0        | 0        | 0        | 0        | 0        | 0        | 0        | 0        | 0        | 0        | 0        | 0        |
| IDK          | 0        | 0        | 0        | 0        | 0        | 0        | 0        | 0        | 0        | 0        | 0        | 0        | 0        | 0        | 0        |
| EKM          | 0        | 0        | 0        | 0        | 0        | 0        | 0        | 0        | 0        | 1        | 0        | 1        | 1        | 0        | 1        |
| TSR          | 0        | 0        | 0        | 0        | 0        | 0        | 0        | 0        | 0        | 0        | 0        | 0        | 0        | 0        | 0        |
| PKD          | 0        | 0        | 0        | 0        | 0        | 0        | 0        | 0        | 0        | 0        | 0        | 0        | 0        | 0        | 0        |
| MLP          | 0        | 0        | 0        | 0        | 0        | 0        | 0        | 0        | 0        | 0        | 0        | 0        | 0        | 0        | 0        |
| KKD          | 0        | 0        | 0        | 0        | 0        | 0        | 0        | 0        | 0        | 0        | 0        | 0        | 0        | 0        | 0        |
| WYD          | 0        | 0        | 0        | 0        | 0        | 0        | 0        | 0        | 0        | 0        | 0        | 0        | 0        | 0        | 0        |
| KNR          | 0        | 0        | 0        | 0        | 0        | 0        | 0        | 0        | 0        | 0        | 0        | 0        | 2        | 0        | 2        |
| KSD          | 0        | 0        | 0        | 0        | 0        | 0        | 0        | 0        | 0        | 0        | 1        | 1        | 0        | 1        | 1        |
| <b>TOTAL</b> | <b>0</b> | <b>1</b> | <b>1</b> | <b>1</b> | <b>1</b> | <b>2</b> | <b>0</b> | <b>1</b> | <b>1</b> | <b>1</b> | <b>1</b> | <b>2</b> | <b>4</b> | <b>4</b> | <b>8</b> |

**Table III.71**  
**DROP OUT OF STUDENTS 2009-10 S.T TOTAL**

| DIST         | I          |           |            | II        |           |            | III       |           |            | IV        |           |           | V          |           |            | VI        |           |            |
|--------------|------------|-----------|------------|-----------|-----------|------------|-----------|-----------|------------|-----------|-----------|-----------|------------|-----------|------------|-----------|-----------|------------|
|              | B          | G         | T          | B         | G         | T          | B         | G         | T          | B         | G         | T         | B          | G         | T          | B         | G         | T          |
| TVM          | 0          | 0         | 0          | 0         | 0         | 0          | 0         | 0         | 0          | 0         | 0         | 0         | 4          | 1         | 5          | 0         | 0         | 0          |
| KLM          | 0          | 1         | 1          | 1         | 2         | 3          | 1         | 1         | 2          | 1         | 1         | 2         | 1          | 1         | 2          | 1         | 3         | 4          |
| PTA          | 0          | 0         | 0          | 1         | 0         | 1          | 0         | 1         | 1          | 0         | 0         | 0         | 0          | 0         | 0          | 0         | 1         | 1          |
| ALP          | 0          | 0         | 0          | 0         | 0         | 0          | 0         | 0         | 0          | 0         | 1         | 1         | 0          | 0         | 0          | 0         | 1         | 1          |
| KTM          | 1          | 0         | 1          | 0         | 1         | 1          | 0         | 0         | 0          | 0         | 0         | 0         | 0          | 1         | 1          | 1         | 1         | 2          |
| IDK          | 7          | 6         | 13         | 3         | 0         | 3          | 1         | 1         | 2          | 1         | 2         | 3         | 10         | 2         | 12         | 9         | 9         | 18         |
| EKM          | 3          | 2         | 5          | 1         | 0         | 1          | 0         | 0         | 0          | 2         | 0         | 2         | 1          | 0         | 1          | 0         | 0         | 0          |
| TSR          | 1          | 1         | 2          | 7         | 5         | 12         | 0         | 2         | 2          | 0         | 2         | 2         | 0          | 0         | 0          | 0         | 0         | 0          |
| PKD          | 3          | 4         | 7          | 5         | 8         | 13         | 3         | 5         | 8          | 5         | 3         | 8         | 1          | 2         | 3          | 2         | 4         | 6          |
| MLP          | 6          | 1         | 7          | 3         | 2         | 5          | 1         | 3         | 4          | 1         | 0         | 1         | 8          | 8         | 16         | 5         | 1         | 6          |
| KKD          | 0          | 2         | 2          | 2         | 2         | 4          | 1         | 1         | 2          | 1         | 0         | 1         | 0          | 4         | 4          | 0         | 0         | 0          |
| WYD          | 65         | 49        | 114        | 57        | 46        | 103        | 41        | 29        | 70         | 35        | 29        | 64        | 81         | 57        | 138        | 55        | 42        | 97         |
| KNR          | 5          | 2         | 7          | 5         | 3         | 8          | 2         | 5         | 7          | 3         | 2         | 5         | 2          | 6         | 8          | 3         | 5         | 8          |
| KSD          | 12         | 7         | 19         | 4         | 4         | 8          | 2         | 1         | 3          | 6         | 4         | 10        | 15         | 5         | 20         | 9         | 6         | 15         |
| <b>TOTAL</b> | <b>103</b> | <b>75</b> | <b>178</b> | <b>89</b> | <b>73</b> | <b>162</b> | <b>52</b> | <b>49</b> | <b>101</b> | <b>55</b> | <b>44</b> | <b>99</b> | <b>123</b> | <b>87</b> | <b>210</b> | <b>85</b> | <b>73</b> | <b>158</b> |



**Table III.72**  
**DROP OUT OF STUDENTS 2009-10 S.T TOTAL**

| DIST         | VII        |           |            | VIII       |            |            | IX         |            |            | X         |           |            | TOTAL       |            |             |
|--------------|------------|-----------|------------|------------|------------|------------|------------|------------|------------|-----------|-----------|------------|-------------|------------|-------------|
|              | B          | G         | T          | B          | G          | T          | B          | G          | T          | B         | G         | T          | B           | G          | T           |
| TVM          | 5          | 0         | 5          | 1          | 0          | 1          | 2          | 2          | 4          | 0         | 2         | 2          | 12          | 5          | 17          |
| KLM          | 2          | 3         | 5          | 3          | 3          | 6          | 1          | 2          | 3          | 1         | 3         | 4          | 12          | 20         | 32          |
| PTA          | 0          | 1         | 1          | 2          | 4          | 6          | 0          | 2          | 2          | 0         | 0         | 0          | 3           | 9          | 12          |
| ALP          | 0          | 0         | 0          | 2          | 1          | 3          | 2          | 2          | 4          | 0         | 0         | 0          | 4           | 5          | 9           |
| KTM          | 3          | 0         | 3          | 10         | 9          | 19         | 10         | 4          | 14         | 2         | 3         | 5          | 27          | 19         | 46          |
| IDK          | 6          | 7         | 13         | 36         | 6          | 42         | 22         | 23         | 45         | 10        | 11        | 21         | 105         | 67         | 172         |
| EKM          | 3          | 0         | 3          | 7          | 2          | 9          | 3          | 4          | 7          | 4         | 2         | 6          | 24          | 10         | 34          |
| TSR          | 0          | 1         | 1          | 2          | 3          | 5          | 2          | 6          | 8          | 2         | 1         | 3          | 14          | 21         | 35          |
| PKD          | 8          | 6         | 14         | 0          | 1          | 1          | 4          | 4          | 8          | 3         | 2         | 5          | 34          | 39         | 73          |
| MLP          | 6          | 1         | 7          | 4          | 2          | 6          | 8          | 0          | 8          | 0         | 0         | 0          | 42          | 18         | 60          |
| KKD          | 0          | 0         | 0          | 1          | 2          | 3          | 1          | 1          | 2          | 0         | 0         | 0          | 6           | 12         | 18          |
| WYD          | 65         | 44        | 109        | 95         | 71         | 166        | 73         | 33         | 106        | 21        | 27        | 48         | 588         | 427        | 1015        |
| KNR          | 11         | 7         | 18         | 21         | 17         | 38         | 7          | 6          | 13         | 7         | 8         | 15         | 66          | 61         | 127         |
| KSD          | 18         | 7         | 25         | 18         | 14         | 32         | 28         | 15         | 43         | 4         | 4         | 8          | 116         | 67         | 183         |
| <b>TOTAL</b> | <b>127</b> | <b>77</b> | <b>204</b> | <b>202</b> | <b>135</b> | <b>337</b> | <b>163</b> | <b>104</b> | <b>267</b> | <b>54</b> | <b>63</b> | <b>117</b> | <b>1053</b> | <b>780</b> | <b>1833</b> |

*Table III.73*

**DROP OUT % OF STUDENTS 2009-10 CATEGORY WISE**

| DIST         | ALLCOMMUNITIES |             |             | SCHEDULED CASTE |             |             | SCHEDULED TRIBE |             |             |
|--------------|----------------|-------------|-------------|-----------------|-------------|-------------|-----------------|-------------|-------------|
|              | B              | G           | Total       | B               | G           | Total       | B               | G           | Total       |
| TVM          | 0.63           | 0.43        | 0.53        | 0.53            | 0.40        | 0.47        | 0.67            | 0.26        | 0.46        |
| KLM          | 0.49           | 0.34        | 0.41        | 0.57            | 0.52        | 0.55        | 1.77            | 3.83        | 2.67        |
| PTA          | 0.43           | 0.24        | 0.34        | 0.59            | 0.32        | 0.46        | 0.46            | 1.71        | 1.02        |
| ALP          | 0.52           | 0.24        | 0.38        | 0.38            | 0.26        | 0.32        | 0.96            | 1.29        | 1.12        |
| KTM          | 0.56           | 0.29        | 0.43        | 0.92            | 0.50        | 0.71        | 1.96            | 1.43        | 1.69        |
| IDK          | 1.28           | 0.67        | 0.99        | 1.56            | 0.89        | 1.24        | 2.90            | 2.12        | 2.54        |
| EKM          | 0.61           | 0.29        | 0.45        | 0.71            | 0.38        | 0.55        | 1.96            | 1.02        | 1.54        |
| TSR          | 0.79           | 0.36        | 0.58        | 1.00            | 0.52        | 0.77        | 1.54            | 1.74        | 1.65        |
| PKD          | 0.63           | 0.46        | 0.55        | 0.62            | 0.41        | 0.52        | 0.82            | 0.99        | 0.90        |
| MLP          | 0.59           | 0.38        | 0.49        | 0.56            | 0.41        | 0.49        | 2.92            | 1.40        | 2.20        |
| KKD          | 0.37           | 0.17        | 0.27        | 0.40            | 0.20        | 0.30        | 0.55            | 1.27        | 0.88        |
| WYD          | 1.28           | 0.94        | 1.12        | 0.96            | 0.93        | 0.95        | 3.99            | 3.05        | 3.53        |
| KNR          | 0.44           | 0.28        | 0.36        | 0.39            | 0.23        | 0.32        | 1.84            | 1.84        | 1.84        |
| KSD          | 1.42           | 0.74        | 1.09        | 2.68            | 1.13        | 1.93        | 2.70            | 1.68        | 2.21        |
| <b>TOTAL</b> | <b>0.64</b>    | <b>0.37</b> | <b>0.51</b> | <b>0.71</b>     | <b>0.44</b> | <b>0.58</b> | <b>2.63</b>     | <b>2.08</b> | <b>2.36</b> |

**Table III.74**

**REPEATERS IN GOVERNMENT SCHOOLS 2010-11 (ALLCOMMUNITIES)**

| DIST  | II   |     |      | III  |     |      | IV   |     |      | V    |     |      | VI   |     |      |
|-------|------|-----|------|------|-----|------|------|-----|------|------|-----|------|------|-----|------|
|       | B    | G   | T    | B    | G   | T    | B    | G   | T    | B    | G   | T    | B    | G   | T    |
| TVM   | 38   | 29  | 67   | 48   | 25  | 73   | 52   | 38  | 90   | 36   | 13  | 49   | 42   | 18  | 60   |
| KLM   | 21   | 11  | 32   | 35   | 23  | 58   | 23   | 29  | 52   | 19   | 21  | 40   | 24   | 18  | 42   |
| PTA   | 1    | 0   | 1    | 0    | 0   | 0    | 1    | 0   | 1    | 0    | 0   | 0    | 0    | 0   | 0    |
| ALP   | 7    | 4   | 11   | 5    | 6   | 11   | 16   | 6   | 22   | 22   | 6   | 28   | 20   | 6   | 26   |
| KTM   | 9    | 7   | 16   | 25   | 16  | 41   | 21   | 5   | 26   | 2    | 2   | 4    | 12   | 8   | 20   |
| IDK   | 9    | 4   | 13   | 8    | 6   | 14   | 24   | 10  | 34   | 31   | 16  | 47   | 45   | 15  | 60   |
| EKM   | 41   | 29  | 70   | 31   | 20  | 51   | 41   | 16  | 57   | 18   | 3   | 21   | 25   | 17  | 42   |
| TSR   | 70   | 36  | 106  | 69   | 41  | 110  | 57   | 37  | 94   | 135  | 40  | 175  | 120  | 19  | 139  |
| PKD   | 223  | 155 | 378  | 241  | 173 | 414  | 275  | 161 | 436  | 256  | 123 | 379  | 310  | 122 | 432  |
| MLP   | 697  | 463 | 1160 | 694  | 411 | 1105 | 666  | 401 | 1067 | 472  | 161 | 633  | 499  | 488 | 987  |
| KKD   | 86   | 66  | 152  | 128  | 72  | 200  | 97   | 52  | 149  | 109  | 33  | 142  | 132  | 59  | 191  |
| WYD   | 81   | 48  | 129  | 65   | 46  | 111  | 74   | 51  | 125  | 52   | 29  | 81   | 69   | 32  | 101  |
| KNR   | 53   | 24  | 77   | 27   | 14  | 41   | 38   | 20  | 58   | 79   | 30  | 109  | 106  | 36  | 142  |
| KSD   | 128  | 68  | 196  | 149  | 90  | 239  | 133  | 81  | 214  | 217  | 77  | 294  | 162  | 69  | 231  |
| TOTAL | 1464 | 944 | 2408 | 1525 | 943 | 2468 | 1518 | 907 | 2425 | 1448 | 554 | 2002 | 1566 | 907 | 2473 |

**Table III.75**

REPEATERS IN GOVERNMENT SCHOOLS 2010-11 (ALLCOMMUNITIES)

| DIST  | VII  |     |      | VIII |      |      | IX   |      |      | TOTAL |      |       |
|-------|------|-----|------|------|------|------|------|------|------|-------|------|-------|
|       | B    | G   | T    | B    | G    | T    | B    | G    | T    | B     | G    | T     |
| TVM   | 63   | 35  | 98   | 72   | 33   | 105  | 79   | 29   | 108  | 430   | 220  | 650   |
| KLM   | 29   | 20  | 49   | 71   | 31   | 102  | 86   | 41   | 127  | 308   | 194  | 502   |
| PTA   | 0    | 0   | 0    | 1    | 0    | 1    | 0    | 0    | 0    | 3     | 0    | 3     |
| ALP   | 9    | 2   | 11   | 27   | 5    | 32   | 31   | 19   | 50   | 137   | 54   | 191   |
| KTM   | 11   | 5   | 16   | 76   | 23   | 99   | 49   | 21   | 70   | 205   | 87   | 292   |
| IDK   | 46   | 21  | 67   | 109  | 25   | 134  | 103  | 38   | 141  | 375   | 135  | 510   |
| EKM   | 45   | 15  | 60   | 68   | 16   | 84   | 116  | 38   | 154  | 385   | 154  | 539   |
| TSR   | 224  | 55  | 279  | 368  | 73   | 441  | 368  | 86   | 454  | 1411  | 387  | 1798  |
| PKD   | 432  | 191 | 623  | 548  | 132  | 680  | 423  | 140  | 563  | 2708  | 1197 | 3905  |
| MLP   | 679  | 230 | 909  | 1057 | 747  | 1804 | 1438 | 1023 | 2461 | 6202  | 3924 | 10126 |
| KKD   | 130  | 68  | 198  | 279  | 152  | 431  | 298  | 135  | 433  | 1259  | 637  | 1896  |
| WYD   | 58   | 53  | 111  | 227  | 101  | 328  | 204  | 74   | 278  | 830   | 434  | 1264  |
| KNR   | 140  | 38  | 178  | 381  | 146  | 527  | 411  | 141  | 552  | 1235  | 449  | 1684  |
| KSD   | 252  | 104 | 356  | 858  | 464  | 1322 | 486  | 281  | 767  | 2385  | 1234 | 3619  |
| TOTAL | 2118 | 837 | 2955 | 4142 | 1948 | 6090 | 4092 | 2066 | 6158 | 17873 | 9106 | 26979 |

**Table III.76**

**REPEATERS IN AIDED SCHOOLS 2010-11 (ALLCOMMUNITIES)**

| DIST  | II   |      |      | III  |      |      | IV   |      |      | V    |      |      | VI   |      |      |
|-------|------|------|------|------|------|------|------|------|------|------|------|------|------|------|------|
|       | B    | G    | T    | B    | G    | T    | B    | G    | T    | B    | G    | T    | B    | G    | T    |
| TVM   | 80   | 58   | 138  | 74   | 64   | 138  | 70   | 39   | 109  | 49   | 34   | 83   | 57   | 37   | 94   |
| KLM   | 52   | 51   | 103  | 41   | 25   | 66   | 30   | 32   | 62   | 42   | 38   | 80   | 60   | 41   | 101  |
| PTA   | 1    | 0    | 1    | 0    | 0    | 0    | 0    | 0    | 0    | 0    | 1    | 1    | 0    | 0    | 0    |
| ALP   | 37   | 23   | 60   | 62   | 34   | 96   | 66   | 50   | 116  | 82   | 31   | 113  | 116  | 30   | 146  |
| KTM   | 26   | 10   | 36   | 72   | 40   | 112  | 71   | 40   | 111  | 123  | 56   | 179  | 112  | 32   | 144  |
| IDK   | 65   | 28   | 93   | 66   | 42   | 108  | 75   | 40   | 115  | 66   | 39   | 105  | 81   | 47   | 128  |
| EKM   | 156  | 89   | 245  | 142  | 99   | 241  | 170  | 82   | 252  | 188  | 55   | 243  | 174  | 60   | 234  |
| TSR   | 393  | 278  | 671  | 418  | 217  | 635  | 377  | 235  | 612  | 404  | 177  | 581  | 461  | 172  | 633  |
| PKD   | 592  | 467  | 1059 | 652  | 448  | 1100 | 588  | 431  | 1019 | 480  | 257  | 737  | 572  | 265  | 837  |
| MLP   | 1379 | 861  | 2240 | 1396 | 762  | 2158 | 1410 | 838  | 2248 | 1152 | 473  | 1625 | 1333 | 491  | 1824 |
| KKD   | 86   | 198  | 284  | 265  | 177  | 442  | 286  | 160  | 446  | 231  | 119  | 350  | 190  | 98   | 288  |
| WYD   | 100  | 67   | 167  | 103  | 79   | 182  | 121  | 61   | 182  | 93   | 53   | 146  | 109  | 50   | 159  |
| KNR   | 234  | 151  | 385  | 214  | 147  | 361  | 203  | 148  | 351  | 253  | 111  | 364  | 205  | 93   | 298  |
| KSD   | 149  | 90   | 239  | 134  | 101  | 235  | 137  | 89   | 226  | 91   | 46   | 137  | 72   | 50   | 122  |
| TOTAL | 3350 | 2371 | 5721 | 3639 | 2235 | 5874 | 3604 | 2245 | 5849 | 3254 | 1490 | 4744 | 3542 | 1466 | 5008 |

**Table III.77**

**REPEATERS IN AIDED SCHOOLS 2010-11 (ALLCOMMUNITIES)**

| DIST  | VII  |      |      | VIII |      |       | IX   |      |       | TOTAL |       |       |
|-------|------|------|------|------|------|-------|------|------|-------|-------|-------|-------|
|       | B    | G    | T    | B    | G    | T     | B    | G    | T     | B     | G     | T     |
| TVM   | 119  | 80   | 199  | 142  | 57   | 199   | 128  | 55   | 183   | 719   | 424   | 1143  |
| KLM   | 88   | 76   | 164  | 155  | 101  | 256   | 214  | 121  | 335   | 682   | 485   | 1167  |
| PTA   | 4    | 1    | 5    | 15   | 12   | 27    | 59   | 18   | 77    | 79    | 32    | 111   |
| ALP   | 147  | 48   | 195  | 370  | 122  | 492   | 443  | 146  | 589   | 1323  | 484   | 1807  |
| KTM   | 155  | 57   | 212  | 475  | 202  | 677   | 421  | 185  | 606   | 1455  | 622   | 2077  |
| IDK   | 141  | 49   | 190  | 237  | 98   | 335   | 274  | 94   | 368   | 1005  | 437   | 1442  |
| EKM   | 256  | 65   | 321  | 520  | 205  | 725   | 578  | 168  | 746   | 2184  | 823   | 3007  |
| TSR   | 664  | 199  | 863  | 1220 | 416  | 1636  | 1053 | 451  | 1504  | 4990  | 2145  | 7135  |
| PKD   | 1011 | 503  | 1514 | 692  | 692  | 1384  | 624  | 624  | 1248  | 5211  | 3687  | 8898  |
| MLP   | 2343 | 873  | 3216 | 1465 | 855  | 2320  | 1419 | 1035 | 2454  | 11897 | 6188  | 18085 |
| KKD   | 318  | 138  | 456  | 745  | 305  | 1050  | 724  | 328  | 1052  | 2845  | 1523  | 4368  |
| WYD   | 150  | 61   | 211  | 164  | 108  | 272   | 146  | 68   | 214   | 986   | 547   | 1533  |
| KNR   | 258  | 119  | 377  | 507  | 223  | 730   | 568  | 222  | 790   | 2442  | 1214  | 3656  |
| KSD   | 161  | 70   | 231  | 897  | 509  | 1406  | 366  | 238  | 604   | 2007  | 1193  | 3200  |
| TOTAL | 5815 | 2339 | 8154 | 7604 | 3905 | 11509 | 7017 | 3753 | 10770 | 37825 | 19804 | 57629 |

Table III.78

| REPEATERS IN UNAIDED SCHOOLS 2010-11 (ALL COMMUNITIES) |    |    |    |     |   |    |    |   |    |    |    |    |    |    |    |
|--|----|----|----|-----|---|----|----|---|----|----|----|----|----|----|----|
| DIST   | II |    |    | III |   |    | IV |   |    | V  |    |    | VI |    |    |
|  | B  | G  | T  | B   | G | T  | B  | G | T  | B  | G  | T  | B  | G  | T  |
| TVM  | 2  | 0  | 2  | 0   | 0 | 0  | 0  | 0 | 0  | 0  | 0  | 0  | 2  | 0  | 2  |
| KLM  | 0  | 0  | 0  | 0   | 0 | 0  | 1  | 0 | 1  | 0  | 1  | 1  | 0  | 0  | 0  |
| PTA  | 0  | 0  | 0  | 0   | 0 | 0  | 0  | 0 | 0  | 0  | 0  | 0  | 0  | 0  | 0  |
| ALP  | 0  | 0  | 0  | 0   | 0 | 0  | 0  | 0 | 0  | 0  | 0  | 0  | 0  | 0  | 0  |
| KTM  | 1  | 0  | 1  | 0   | 0 | 0  | 0  | 0 | 0  | 0  | 0  | 0  | 2  | 0  | 2  |
| IDK  | 1  | 0  | 1  | 1   | 0 | 1  | 0  | 0 | 0  | 1  | 0  | 1  | 0  | 0  | 0  |
| EKM  | 2  | 3  | 5  | 1   | 0 | 1  | 5  | 0 | 5  | 3  | 2  | 5  | 4  | 1  | 5  |
| TSR  | 6  | 5  | 11 | 11  | 3 | 14 | 16 | 2 | 18 | 34 | 3  | 37 | 25 | 8  | 33 |
| PKD  | 11 | 5  | 16 | 7   | 0 | 7  | 5  | 0 | 5  | 1  | 1  | 2  | 3  | 3  | 6  |
| MLP  | 11 | 5  | 16 | 21  | 4 | 25 | 5  | 2 | 7  | 12 | 12 | 24 | 11 | 6  | 17 |
| KKD  | 1  | 0  | 1  | 1   | 0 | 1  | 0  | 2 | 2  | 4  | 1  | 5  | 0  | 4  | 4  |
| WYD  | 0  | 0  | 0  | 0   | 0 | 0  | 0  | 0 | 0  | 0  | 0  | 0  | 0  | 0  | 0  |
| KNR  | 2  | 4  | 6  | 5   | 2 | 7  | 1  | 0 | 1  | 2  | 0  | 2  | 1  | 1  | 2  |
| KSD  | 6  | 5  | 11 | 6   | 0 | 6  | 6  | 0 | 6  | 1  | 3  | 4  | 6  | 1  | 7  |
| TOTAL  | 43 | 27 | 70 | 53  | 9 | 62 | 39 | 6 | 45 | 58 | 23 | 81 | 54 | 24 | 78 |

**Table III.79**

| REPEATERS IN UNAIDED SCHOOLS 2010-11 (ALL COMMUNITIES) |     |    |    |      |    |     |     |    |     |       |     |     |
|--|-----|----|----|------|----|-----|-----|----|-----|-------|-----|-----|
| DIST   | VII |    |    | VIII |    |     | IX  |    |     | TOTAL |     |     |
|  | B   | G  | T  | B    | G  | T   | B   | G  | T   | B     | G   | T   |
| TVM  | 3   | 0  | 3  | 2    | 0  | 2   | 6   | 0  | 6   | 15    | 0   | 15  |
| KLM  | 1   | 0  | 1  | 3    | 1  | 4   | 1   | 0  | 1   | 6     | 2   | 8   |
| PTA  | 0   | 0  | 0  | 0    | 0  | 0   | 0   | 0  | 0   | 0     | 0   | 0   |
| ALP  | 0   | 0  | 0  | 0    | 0  | 0   | 0   | 0  | 0   | 0     | 0   | 0   |
| KTM  | 1   | 0  | 1  | 5    | 0  | 5   | 3   | 0  | 3   | 12    | 0   | 12  |
| IDK  | 0   | 0  | 0  | 0    | 0  | 0   | 0   | 0  | 0   | 3     | 0   | 3   |
| EKM  | 3   | 2  | 5  | 8    | 5  | 13  | 16  | 1  | 17  | 42    | 14  | 56  |
| TSR  | 32  | 8  | 40 | 48   | 13 | 61  | 37  | 25 | 62  | 209   | 67  | 276 |
| PKD  | 3   | 2  | 5  | 11   | 7  | 18  | 17  | 13 | 30  | 58    | 31  | 89  |
| MLP  | 15  | 14 | 29 | 14   | 7  | 21  | 8   | 10 | 18  | 97    | 60  | 157 |
| KKD  | 2   | 2  | 4  | 16   | 0  | 16  | 7   | 2  | 9   | 31    | 11  | 42  |
| WYD  | 0   | 0  | 0  | 0    | 0  | 0   | 0   | 0  | 0   | 0     | 0   | 0   |
| KNR  | 0   | 0  | 0  | 9    | 1  | 10  | 6   | 2  | 8   | 26    | 10  | 36  |
| KSD  | 3   | 1  | 4  | 2    | 0  | 2   | 17  | 11 | 28  | 47    | 21  | 68  |
| TOTAL  | 63  | 29 | 92 | 118  | 34 | 152 | 118 | 64 | 182 | 546   | 216 | 762 |



**Table III.80**

REPEATERS 2010-11 (ALLCOMMUNITIES) TOTAL

| DIST  | II   |      |      | III  |      |      | IV   |      |      | V    |      |      | VI   |      |      |
|-------|------|------|------|------|------|------|------|------|------|------|------|------|------|------|------|
|       | B    | G    | T    | B    | G    | T    | B    | G    | T    | B    | G    | T    | B    | G    | T    |
| TVM   | 120  | 87   | 207  | 122  | 89   | 211  | 122  | 77   | 199  | 85   | 47   | 132  | 101  | 55   | 156  |
| KLM   | 73   | 62   | 135  | 76   | 48   | 124  | 54   | 61   | 115  | 61   | 60   | 121  | 84   | 59   | 143  |
| PTA   | 2    | 0    | 2    | 0    | 0    | 0    | 1    | 0    | 1    | 0    | 1    | 1    | 0    | 0    | 0    |
| ALP   | 44   | 27   | 71   | 67   | 40   | 107  | 82   | 56   | 138  | 104  | 37   | 141  | 136  | 36   | 172  |
| KTM   | 36   | 17   | 53   | 97   | 56   | 153  | 92   | 45   | 137  | 125  | 58   | 183  | 126  | 40   | 166  |
| IDK   | 75   | 32   | 107  | 75   | 48   | 123  | 99   | 50   | 149  | 98   | 55   | 153  | 126  | 62   | 188  |
| EKM   | 199  | 121  | 320  | 174  | 119  | 293  | 216  | 98   | 314  | 209  | 60   | 269  | 203  | 78   | 281  |
| TSR   | 469  | 319  | 788  | 498  | 261  | 759  | 450  | 274  | 724  | 573  | 220  | 793  | 606  | 199  | 805  |
| PKD   | 826  | 627  | 1453 | 900  | 621  | 1521 | 868  | 592  | 1460 | 737  | 381  | 1118 | 885  | 390  | 1275 |
| MLP   | 2087 | 1329 | 3416 | 2111 | 1177 | 3288 | 2081 | 1241 | 3322 | 1636 | 646  | 2282 | 1843 | 985  | 2828 |
| KKD   | 173  | 264  | 437  | 394  | 249  | 643  | 383  | 214  | 597  | 344  | 153  | 497  | 322  | 161  | 483  |
| WYD   | 181  | 115  | 296  | 168  | 125  | 293  | 195  | 112  | 307  | 145  | 82   | 227  | 178  | 82   | 260  |
| KNR   | 289  | 179  | 468  | 246  | 163  | 409  | 242  | 168  | 410  | 334  | 141  | 475  | 312  | 130  | 442  |
| KSD   | 283  | 163  | 446  | 289  | 191  | 480  | 276  | 170  | 446  | 309  | 126  | 435  | 240  | 120  | 360  |
| TOTAL | 4857 | 3342 | 8199 | 5217 | 3187 | 8404 | 5161 | 3158 | 8319 | 4760 | 2067 | 6827 | 5162 | 2397 | 7559 |

**Table III.81**

REPEATERS 2010-11 (ALLCOMMUNITIES) TOTAL

| DIST  | VII  |      |       | VIII  |      |       | IX    |      |       | TOTAL |       |       |
|-------|------|------|-------|-------|------|-------|-------|------|-------|-------|-------|-------|
|       | B    | G    | T     | B     | G    | T     | B     | G    | T     | B     | G     | T     |
| TVM   | 185  | 115  | 300   | 216   | 90   | 306   | 213   | 84   | 297   | 1164  | 644   | 1808  |
| KLM   | 118  | 96   | 214   | 229   | 133  | 362   | 301   | 162  | 463   | 996   | 681   | 1677  |
| PTA   | 4    | 1    | 5     | 16    | 12   | 28    | 59    | 18   | 77    | 82    | 32    | 114   |
| ALP   | 156  | 50   | 206   | 397   | 127  | 524   | 474   | 165  | 639   | 1460  | 538   | 1998  |
| KTM   | 167  | 62   | 229   | 556   | 225  | 781   | 473   | 206  | 679   | 1672  | 709   | 2381  |
| IDK   | 187  | 70   | 257   | 346   | 123  | 469   | 377   | 132  | 509   | 1383  | 572   | 1955  |
| EKM   | 304  | 82   | 386   | 596   | 226  | 822   | 710   | 207  | 917   | 2611  | 991   | 3602  |
| TSR   | 920  | 262  | 1182  | 1636  | 502  | 2138  | 1458  | 562  | 2020  | 6610  | 2599  | 9209  |
| PKD   | 1446 | 696  | 2142  | 1251  | 831  | 2082  | 1064  | 777  | 1841  | 7977  | 4915  | 12892 |
| MLP   | 3037 | 1117 | 4154  | 2536  | 1609 | 4145  | 2865  | 2068 | 4933  | 18196 | 10172 | 28368 |
| KKD   | 450  | 208  | 658   | 1040  | 457  | 1497  | 1029  | 465  | 1494  | 4135  | 2171  | 6306  |
| WYD   | 208  | 114  | 322   | 391   | 209  | 600   | 350   | 142  | 492   | 1816  | 981   | 2797  |
| KNR   | 398  | 157  | 555   | 897   | 370  | 1267  | 985   | 365  | 1350  | 3703  | 1673  | 5376  |
| KSD   | 416  | 175  | 591   | 1757  | 973  | 2730  | 869   | 530  | 1399  | 4439  | 2448  | 6887  |
| TOTAL | 7996 | 3205 | 11201 | 11864 | 5887 | 17751 | 11227 | 5883 | 17110 | 56244 | 29126 | 85370 |

**Table III.82**

**REPEATERS IN GOVERNMENT SCHOOLS 2010-11 (SCHEDULED CASTE)**

| DIST  | II  |    |     | III |    |     | IV  |     |     | V   |    |     | VI  |    |     |
|-------|-----|----|-----|-----|----|-----|-----|-----|-----|-----|----|-----|-----|----|-----|
|       | B   | G  | T   | B   | G  | T   | B   | G   | T   | B   | G  | T   | B   | G  | T   |
| TVM   | 10  | 4  | 14  | 6   | 8  | 14  | 4   | 5   | 9   | 11  | 5  | 16  | 9   | 5  | 14  |
| KLM   | 1   | 3  | 4   | 2   | 2  | 4   | 1   | 1   | 2   | 4   | 2  | 6   | 5   | 3  | 8   |
| PTA   | 0   | 0  | 0   | 0   | 0  | 0   | 1   | 0   | 1   | 0   | 0  | 0   | 0   | 0  | 0   |
| ALP   | 1   | 1  | 2   | 0   | 0  | 0   | 2   | 0   | 2   | 0   | 0  | 0   | 0   | 0  | 0   |
| KTM   | 0   | 0  | 0   | 2   | 1  | 3   | 1   | 0   | 1   | 2   | 1  | 3   | 0   | 2  | 2   |
| IDK   | 3   | 4  | 7   | 1   | 1  | 2   | 7   | 2   | 9   | 5   | 1  | 6   | 3   | 3  | 6   |
| EKM   | 5   | 1  | 6   | 5   | 3  | 8   | 6   | 2   | 8   | 5   | 1  | 6   | 6   | 2  | 8   |
| TSR   | 17  | 8  | 25  | 21  | 7  | 28  | 14  | 12  | 26  | 24  | 12 | 36  | 38  | 4  | 42  |
| PKD   | 31  | 12 | 43  | 39  | 29 | 68  | 54  | 27  | 81  | 47  | 26 | 73  | 61  | 28 | 89  |
| MLP   | 63  | 28 | 91  | 48  | 30 | 78  | 40  | 29  | 69  | 48  | 26 | 74  | 34  | 22 | 56  |
| KKD   | 3   | 5  | 8   | 11  | 7  | 18  | 10  | 2   | 12  | 13  | 2  | 15  | 7   | 6  | 13  |
| WYD   | 6   | 4  | 10  | 2   | 2  | 4   | 1   | 6   | 7   | 3   | 0  | 3   | 5   | 7  | 12  |
| KNR   | 4   | 0  | 4   | 0   | 1  | 1   | 0   | 1   | 1   | 4   | 0  | 4   | 5   | 3  | 8   |
| KSD   | 10  | 4  | 14  | 16  | 5  | 21  | 13  | 44  | 57  | 14  | 5  | 19  | 13  | 4  | 17  |
| TOTAL | 154 | 74 | 228 | 153 | 96 | 249 | 154 | 131 | 285 | 180 | 81 | 261 | 186 | 89 | 275 |

**Table III.83**

**REPEATERS IN GOVERNMENT SCHOOLS 2010-11 (SCHEDULED CASTE)**

| DIST  | VII |     |     | VIII |     |     | IX  |     |     | TOTAL |      |      |
|-------|-----|-----|-----|------|-----|-----|-----|-----|-----|-------|------|------|
|       | B   | G   | T   | B    | G   | T   | B   | G   | T   | B     | G    | T    |
| TVM   | 14  | 10  | 24  | 19   | 14  | 33  | 18  | 12  | 30  | 91    | 63   | 154  |
| KLM   | 2   | 2   | 4   | 23   | 4   | 27  | 20  | 17  | 37  | 58    | 34   | 92   |
| PTA   | 0   | 0   | 0   | 1    | 0   | 1   | 0   | 0   | 0   | 2     | 0    | 2    |
| ALP   | 0   | 0   | 0   | 2    | 1   | 3   | 12  | 3   | 15  | 17    | 5    | 22   |
| KTM   | 2   | 0   | 2   | 10   | 5   | 15  | 6   | 4   | 10  | 23    | 13   | 36   |
| IDK   | 6   | 5   | 11  | 13   | 9   | 22  | 18  | 9   | 27  | 56    | 34   | 90   |
| EKM   | 3   | 2   | 5   | 19   | 4   | 23  | 12  | 5   | 17  | 61    | 20   | 81   |
| TSR   | 65  | 15  | 80  | 97   | 22  | 119 | 104 | 20  | 124 | 380   | 100  | 480  |
| PKD   | 99  | 55  | 154 | 156  | 47  | 203 | 98  | 45  | 143 | 585   | 269  | 854  |
| MLP   | 66  | 10  | 76  | 118  | 79  | 197 | 72  | 36  | 108 | 489   | 260  | 749  |
| KKD   | 5   | 1   | 6   | 26   | 4   | 30  | 25  | 9   | 34  | 100   | 36   | 136  |
| WYD   | 8   | 2   | 10  | 12   | 3   | 15  | 8   | 5   | 13  | 45    | 29   | 74   |
| KNR   | 2   | 0   | 2   | 30   | 20  | 50  | 19  | 11  | 30  | 64    | 36   | 100  |
| KSD   | 14  | 6   | 20  | 59   | 35  | 94  | 30  | 14  | 44  | 169   | 117  | 286  |
| TOTAL | 286 | 108 | 394 | 585  | 247 | 832 | 442 | 190 | 632 | 2140  | 1016 | 3156 |

**Table III.84**

REPEATERS IN AIDED SCHOOLS 2010-11 (SCHEDULED CASTE)

| DIST  | II  |     |     | III |     |     | IV  |     |     | V   |     |     | VI  |     |     |
|-------|-----|-----|-----|-----|-----|-----|-----|-----|-----|-----|-----|-----|-----|-----|-----|
|       | B   | G   | T   | B   | G   | T   | B   | G   | T   | B   | G   | T   | B   | G   | T   |
| TVM   | 12  | 5   | 17  | 14  | 7   | 21  | 8   | 7   | 15  | 11  | 7   | 18  | 17  | 8   | 25  |
| KLM   | 18  | 12  | 30  | 8   | 4   | 12  | 15  | 8   | 23  | 5   | 2   | 7   | 8   | 4   | 12  |
| PTA   | 0   | 0   | 0   | 0   | 0   | 0   | 0   | 0   | 0   | 0   | 0   | 0   | 0   | 0   | 0   |
| ALP   | 0   | 3   | 3   | 5   | 0   | 5   | 2   | 6   | 8   | 7   | 4   | 11  | 10  | 7   | 17  |
| KTM   | 1   | 0   | 1   | 3   | 3   | 6   | 5   | 5   | 10  | 19  | 4   | 23  | 16  | 7   | 23  |
| IDK   | 5   | 6   | 11  | 4   | 6   | 10  | 5   | 7   | 12  | 4   | 6   | 10  | 13  | 7   | 20  |
| EKM   | 12  | 10  | 22  | 14  | 8   | 22  | 16  | 5   | 21  | 35  | 9   | 44  | 14  | 7   | 21  |
| TSR   | 91  | 57  | 148 | 80  | 59  | 139 | 93  | 51  | 144 | 90  | 30  | 120 | 99  | 31  | 130 |
| PKD   | 94  | 52  | 146 | 99  | 72  | 171 | 113 | 77  | 190 | 107 | 101 | 208 | 149 | 130 | 279 |
| MLP   | 83  | 58  | 141 | 88  | 55  | 143 | 107 | 55  | 162 | 120 | 62  | 182 | 125 | 56  | 181 |
| KKD   | 14  | 10  | 24  | 13  | 8   | 21  | 16  | 8   | 24  | 26  | 9   | 35  | 17  | 7   | 24  |
| WYD   | 4   | 1   | 5   | 8   | 3   | 11  | 7   | 2   | 9   | 5   | 3   | 8   | 5   | 2   | 7   |
| KNR   | 5   | 3   | 8   | 5   | 3   | 8   | 6   | 1   | 7   | 3   | 6   | 9   | 8   | 4   | 12  |
| KSD   | 12  | 9   | 21  | 2   | 2   | 4   | 7   | 6   | 13  | 1   | 2   | 3   | 4   | 2   | 6   |
| TOTAL | 351 | 226 | 577 | 343 | 230 | 573 | 400 | 238 | 638 | 433 | 245 | 678 | 485 | 272 | 757 |

**Table III.85**

REPEATERS IN AIDED SCHOOLS 2010-11 (SCHEDULED CASTE)

| DIST  | VII |     |      | VIII |     |      | IX  |     |      | TOTAL |      |      |
|-------|-----|-----|------|------|-----|------|-----|-----|------|-------|------|------|
|       | B   | G   | T    | B    | G   | T    | B   | G   | T    | B     | G    | T    |
| TVM   | 22  | 17  | 39   | 25   | 13  | 38   | 26  | 12  | 38   | 135   | 76   | 211  |
| KLM   | 9   | 8   | 17   | 26   | 10  | 36   | 30  | 18  | 48   | 119   | 66   | 185  |
| PTA   | 1   | 0   | 1    | 6    | 4   | 10   | 17  | 11  | 28   | 24    | 15   | 39   |
| ALP   | 11  | 8   | 19   | 36   | 19  | 55   | 41  | 17  | 58   | 112   | 64   | 176  |
| KTM   | 27  | 8   | 35   | 86   | 29  | 115  | 64  | 44  | 108  | 221   | 100  | 321  |
| IDK   | 20  | 8   | 28   | 36   | 17  | 53   | 19  | 16  | 35   | 106   | 73   | 179  |
| EKM   | 36  | 9   | 45   | 56   | 26  | 82   | 71  | 31  | 102  | 254   | 105  | 359  |
| TSR   | 153 | 40  | 193  | 271  | 90  | 361  | 209 | 98  | 307  | 1086  | 456  | 1542 |
| PKD   | 227 | 172 | 399  | 198  | 198 | 396  | 173 | 173 | 346  | 1160  | 975  | 2135 |
| MLP   | 239 | 85  | 324  | 182  | 66  | 248  | 150 | 72  | 222  | 1094  | 509  | 1603 |
| KKD   | 25  | 9   | 34   | 52   | 29  | 81   | 52  | 27  | 79   | 215   | 107  | 322  |
| WYD   | 13  | 1   | 14   | 7    | 4   | 11   | 3   | 2   | 5    | 52    | 18   | 70   |
| KNR   | 4   | 2   | 6    | 12   | 7   | 19   | 6   | 9   | 15   | 49    | 35   | 84   |
| KSD   | 10  | 3   | 13   | 49   | 27  | 76   | 23  | 16  | 39   | 108   | 67   | 175  |
| TOTAL | 797 | 370 | 1167 | 1042 | 539 | 1581 | 884 | 546 | 1430 | 4735  | 2666 | 7401 |

**Table III.86**

**REPEATERS IN UNAIDED SCHOOLS 2010-11 (SCHEDULED CASTE)**

| DIST  | II |   |   | III |   |   | IV |   |   | V |   |   | VI |   |   |
|-------|----|---|---|-----|---|---|----|---|---|---|---|---|----|---|---|
|       | B  | G | T | B   | G | T | B  | G | T | B | G | T | B  | G | T |
| TVM   | 0  | 0 | 0 | 0   | 0 | 0 | 0  | 0 | 0 | 0 | 0 | 0 | 1  | 0 | 1 |
| KLM   | 0  | 0 | 0 | 0   | 0 | 0 | 0  | 0 | 0 | 0 | 0 | 0 | 0  | 0 | 0 |
| PTA   | 0  | 0 | 0 | 0   | 0 | 0 | 0  | 0 | 0 | 0 | 0 | 0 | 0  | 0 | 0 |
| ALP   | 0  | 0 | 0 | 0   | 0 | 0 | 0  | 0 | 0 | 0 | 0 | 0 | 0  | 0 | 0 |
| KTM   | 0  | 0 | 0 | 0   | 0 | 0 | 0  | 0 | 0 | 0 | 0 | 0 | 0  | 0 | 0 |
| IDK   | 0  | 0 | 0 | 0   | 0 | 0 | 0  | 0 | 0 | 0 | 0 | 0 | 0  | 0 | 0 |
| EKM   | 0  | 0 | 0 | 0   | 0 | 0 | 0  | 0 | 0 | 0 | 0 | 0 | 0  | 0 | 0 |
| TSR   | 1  | 0 | 1 | 0   | 0 | 0 | 0  | 0 | 0 | 0 | 0 | 0 | 0  | 0 | 0 |
| PKD   | 0  | 0 | 0 | 1   | 0 | 1 | 0  | 0 | 0 | 0 | 0 | 0 | 2  | 0 | 2 |
| MLP   | 2  | 1 | 3 | 0   | 0 | 0 | 0  | 0 | 0 | 3 | 1 | 4 | 0  | 0 | 0 |
| KKD   | 0  | 0 | 0 | 0   | 0 | 0 | 0  | 0 | 0 | 0 | 0 | 0 | 0  | 0 | 0 |
| WYD   | 0  | 0 | 0 | 0   | 0 | 0 | 0  | 0 | 0 | 0 | 0 | 0 | 0  | 0 | 0 |
| KNR   | 0  | 0 | 0 | 0   | 0 | 0 | 0  | 0 | 0 | 0 | 0 | 0 | 0  | 0 | 0 |
| KSD   | 0  | 0 | 0 | 0   | 0 | 0 | 0  | 0 | 0 | 0 | 0 | 0 | 0  | 0 | 0 |
| TOTAL | 3  | 1 | 4 | 1   | 0 | 1 | 0  | 0 | 0 | 3 | 1 | 4 | 3  | 0 | 3 |

**Table III.87**

REPEATERS IN UNAIDED SCHOOLS 2010-11 (SCHEDULED CASTE)

| DIST  | VII |   |   | VIII |   |    | IX |   |    | TOTAL |    |    |
|-------|-----|---|---|------|---|----|----|---|----|-------|----|----|
|       | B   | G | T | B    | G | T  | B  | G | T  | B     | G  | T  |
| TVM   | 2   | 0 | 2 | 0    | 0 | 0  | 0  | 1 | 1  | 3     | 1  | 4  |
| KLM   | 0   | 0 | 0 | 0    | 0 | 0  | 1  | 0 | 1  | 1     | 0  | 1  |
| PTA   | 0   | 0 | 0 | 0    | 0 | 0  | 0  | 0 | 0  | 0     | 0  | 0  |
| ALP   | 0   | 0 | 0 | 0    | 0 | 0  | 0  | 0 | 0  | 0     | 0  | 0  |
| KTM   | 0   | 0 | 0 | 0    | 0 | 0  | 0  | 0 | 0  | 0     | 0  | 0  |
| IDK   | 0   | 0 | 0 | 0    | 0 | 0  | 0  | 0 | 0  | 0     | 0  | 0  |
| EKM   | 0   | 0 | 0 | 2    | 1 | 3  | 2  | 0 | 2  | 4     | 1  | 5  |
| TSR   | 1   | 0 | 1 | 8    | 1 | 9  | 0  | 0 | 0  | 10    | 1  | 11 |
| PKD   | 2   | 0 | 2 | 3    | 1 | 4  | 6  | 2 | 8  | 14    | 3  | 17 |
| MLP   | 0   | 1 | 1 | 0    | 1 | 1  | 0  | 0 | 0  | 5     | 4  | 9  |
| KKD   | 0   | 0 | 0 | 0    | 0 | 0  | 0  | 0 | 0  | 0     | 0  | 0  |
| WYD   | 0   | 0 | 0 | 0    | 0 | 0  | 0  | 0 | 0  | 0     | 0  | 0  |
| KNR   | 0   | 0 | 0 | 0    | 0 | 0  | 0  | 0 | 0  | 0     | 0  | 0  |
| KSD   | 0   | 0 | 0 | 0    | 0 | 0  | 0  | 0 | 0  | 0     | 0  | 0  |
| TOTAL | 5   | 1 | 6 | 13   | 4 | 17 | 9  | 3 | 12 | 37    | 10 | 47 |



**Table III.88**

REPEATERS 2010-11 (SCHEDULED CASTE) TOTAL

| DIST  | II  |     |     | III |     |     | IV  |     |     | V   |     |     | VI  |     |      |
|-------|-----|-----|-----|-----|-----|-----|-----|-----|-----|-----|-----|-----|-----|-----|------|
|       | B   | G   | T   | B   | G   | T   | B   | G   | T   | B   | G   | T   | B   | G   | T    |
| TVM   | 22  | 9   | 31  | 20  | 15  | 35  | 12  | 12  | 24  | 22  | 12  | 34  | 27  | 13  | 40   |
| KLM   | 19  | 15  | 34  | 10  | 6   | 16  | 16  | 9   | 25  | 9   | 4   | 13  | 13  | 7   | 20   |
| PTA   | 0   | 0   | 0   | 0   | 0   | 0   | 1   | 0   | 1   | 0   | 0   | 0   | 0   | 0   | 0    |
| ALP   | 1   | 4   | 5   | 5   | 0   | 5   | 4   | 6   | 10  | 7   | 4   | 11  | 10  | 7   | 17   |
| KTM   | 1   | 0   | 1   | 5   | 4   | 9   | 6   | 5   | 11  | 21  | 5   | 26  | 16  | 9   | 25   |
| IDK   | 8   | 10  | 18  | 5   | 7   | 12  | 12  | 9   | 21  | 9   | 7   | 16  | 16  | 10  | 26   |
| EKM   | 17  | 11  | 28  | 19  | 11  | 30  | 22  | 7   | 29  | 40  | 10  | 50  | 20  | 9   | 29   |
| TSR   | 109 | 65  | 174 | 101 | 66  | 167 | 107 | 63  | 170 | 114 | 42  | 156 | 137 | 35  | 172  |
| PKD   | 125 | 64  | 189 | 139 | 101 | 240 | 167 | 104 | 271 | 154 | 127 | 281 | 212 | 158 | 370  |
| MLP   | 148 | 87  | 235 | 136 | 85  | 221 | 147 | 84  | 231 | 171 | 89  | 260 | 159 | 78  | 237  |
| KKD   | 17  | 15  | 32  | 24  | 15  | 39  | 26  | 10  | 36  | 39  | 11  | 50  | 24  | 13  | 37   |
| WYD   | 10  | 5   | 15  | 10  | 5   | 15  | 8   | 8   | 16  | 8   | 3   | 11  | 10  | 9   | 19   |
| KNR   | 9   | 3   | 12  | 5   | 4   | 9   | 6   | 2   | 8   | 7   | 6   | 13  | 13  | 7   | 20   |
| KSD   | 22  | 13  | 35  | 18  | 7   | 25  | 20  | 50  | 70  | 15  | 7   | 22  | 17  | 6   | 23   |
| TOTAL | 508 | 301 | 809 | 497 | 326 | 823 | 554 | 369 | 923 | 616 | 327 | 943 | 674 | 361 | 1035 |

**Table III.89**

REPEATERS 2010-11 (SCHEDULED CASTE) TOTAL

| DIST  | VII  |     |      | VIII |     |      | IX   |     |      | TOTAL |      |       |
|-------|------|-----|------|------|-----|------|------|-----|------|-------|------|-------|
|       | B    | G   | T    | B    | G   | T    | B    | G   | T    | B     | G    | T     |
| TVM   | 38   | 27  | 65   | 44   | 27  | 71   | 44   | 25  | 69   | 229   | 140  | 369   |
| KLM   | 11   | 10  | 21   | 49   | 14  | 63   | 51   | 35  | 86   | 178   | 100  | 278   |
| PTA   | 1    | 0   | 1    | 7    | 4   | 11   | 17   | 11  | 28   | 26    | 15   | 41    |
| ALP   | 11   | 8   | 19   | 38   | 20  | 58   | 53   | 20  | 73   | 129   | 69   | 198   |
| KTM   | 29   | 8   | 37   | 96   | 34  | 130  | 70   | 48  | 118  | 244   | 113  | 357   |
| IDK   | 26   | 13  | 39   | 49   | 26  | 75   | 37   | 25  | 62   | 162   | 107  | 269   |
| EKM   | 39   | 11  | 50   | 77   | 31  | 108  | 85   | 36  | 121  | 319   | 126  | 445   |
| TSR   | 219  | 55  | 274  | 376  | 113 | 489  | 313  | 118 | 431  | 1476  | 557  | 2033  |
| PKD   | 328  | 227 | 555  | 357  | 246 | 603  | 277  | 220 | 497  | 1759  | 1247 | 3006  |
| MLP   | 305  | 96  | 401  | 300  | 146 | 446  | 222  | 108 | 330  | 1588  | 773  | 2361  |
| KKD   | 30   | 10  | 40   | 78   | 33  | 111  | 77   | 36  | 113  | 315   | 143  | 458   |
| WYD   | 21   | 3   | 24   | 19   | 7   | 26   | 11   | 7   | 18   | 97    | 47   | 144   |
| KNR   | 6    | 2   | 8    | 42   | 27  | 69   | 25   | 20  | 45   | 113   | 71   | 184   |
| KSD   | 24   | 9   | 33   | 108  | 62  | 170  | 53   | 30  | 83   | 277   | 184  | 461   |
| TOTAL | 1088 | 479 | 1567 | 1640 | 790 | 2430 | 1335 | 739 | 2074 | 6912  | 3692 | 10604 |

**Table III.90**

REPEATERS IN GOVERNMENT SCHOOLS 2010-11 (SCHEDULED TRIBE)

| DIST  | II |    |    | III |    |    | IV |    |     | V  |    |     | VI |    |     |
|-------|----|----|----|-----|----|----|----|----|-----|----|----|-----|----|----|-----|
|       | B  | G  | T  | B   | G  | T  | B  | G  | T   | B  | G  | T   | B  | G  | T   |
| TVM   | 0  | 0  | 0  | 1   | 0  | 1  | 0  | 1  | 1   | 0  | 0  | 0   | 0  | 0  | 0   |
| KLM   | 2  | 2  | 4  | 0   | 0  | 0  | 1  | 0  | 1   | 0  | 0  | 0   | 0  | 0  | 0   |
| PTA   | 0  | 0  | 0  | 0   | 0  | 0  | 0  | 0  | 0   | 0  | 0  | 0   | 0  | 0  | 0   |
| ALP   | 0  | 0  | 0  | 0   | 0  | 0  | 0  | 0  | 0   | 0  | 0  | 0   | 0  | 0  | 0   |
| KTM   | 0  | 0  | 0  | 1   | 0  | 1  | 0  | 0  | 0   | 0  | 0  | 0   | 0  | 0  | 0   |
| IDK   | 0  | 0  | 0  | 0   | 0  | 0  | 5  | 2  | 7   | 5  | 4  | 9   | 6  | 1  | 7   |
| EKM   | 4  | 0  | 4  | 1   | 0  | 1  | 1  | 0  | 1   | 0  | 0  | 0   | 0  | 0  | 0   |
| TSR   | 0  | 0  | 0  | 0   | 0  | 0  | 0  | 0  | 0   | 1  | 1  | 2   | 0  | 0  | 0   |
| PKD   | 10 | 5  | 15 | 13  | 4  | 17 | 11 | 13 | 24  | 17 | 19 | 36  | 23 | 13 | 36  |
| MLP   | 3  | 3  | 6  | 3   | 3  | 6  | 4  | 2  | 6   | 4  | 6  | 10  | 3  | 5  | 8   |
| KKD   | 1  | 1  | 2  | 1   | 1  | 2  | 3  | 1  | 4   | 2  | 5  | 7   | 1  | 1  | 2   |
| WYD   | 23 | 15 | 38 | 17  | 12 | 29 | 19 | 18 | 37  | 10 | 18 | 28  | 35 | 22 | 57  |
| KNR   | 1  | 2  | 3  | 2   | 1  | 3  | 5  | 4  | 9   | 6  | 0  | 6   | 8  | 4  | 12  |
| KSD   | 6  | 5  | 11 | 16  | 4  | 20 | 11 | 11 | 22  | 12 | 6  | 18  | 6  | 1  | 7   |
| TOTAL | 50 | 33 | 83 | 55  | 25 | 80 | 60 | 52 | 112 | 57 | 59 | 116 | 82 | 47 | 129 |

**Table III.91**

REPEATERS IN GOVERNMENT SCHOOLS 2010-11 (SCHEDULED TRIBE)

| DIST  | VII |    |     | VIII |     |     | IX  |    |     | TOTAL |     |      |
|-------|-----|----|-----|------|-----|-----|-----|----|-----|-------|-----|------|
|       | B   | G  | T   | B    | G   | T   | B   | G  | T   | B     | G   | T    |
| TVM   | 0   | 0  | 0   | 1    | 0   | 1   | 0   | 1  | 1   | 2     | 2   | 4    |
| KLM   | 0   | 0  | 0   | 2    | 0   | 2   | 0   | 0  | 0   | 5     | 2   | 7    |
| PTA   | 0   | 0  | 0   | 0    | 0   | 0   | 0   | 0  | 0   | 0     | 0   | 0    |
| ALP   | 0   | 0  | 0   | 0    | 0   | 0   | 2   | 1  | 3   | 2     | 1   | 3    |
| KTM   | 0   | 0  | 0   | 2    | 1   | 3   | 0   | 0  | 0   | 3     | 1   | 4    |
| IDK   | 1   | 6  | 7   | 9    | 9   | 18  | 9   | 8  | 17  | 35    | 30  | 65   |
| EKM   | 0   | 1  | 1   | 0    | 0   | 0   | 0   | 0  | 0   | 6     | 1   | 7    |
| TSR   | 0   | 0  | 0   | 5    | 1   | 6   | 0   | 0  | 0   | 6     | 2   | 8    |
| PKD   | 19  | 2  | 21  | 8    | 10  | 18  | 15  | 6  | 21  | 116   | 72  | 188  |
| MLP   | 4   | 1  | 5   | 1    | 0   | 1   | 2   | 2  | 4   | 24    | 22  | 46   |
| KKD   | 1   | 0  | 1   | 0    | 1   | 1   | 1   | 1  | 2   | 10    | 11  | 21   |
| WYD   | 14  | 8  | 22  | 84   | 49  | 133 | 41  | 44 | 85  | 243   | 186 | 429  |
| KNR   | 7   | 8  | 15  | 8    | 6   | 14  | 6   | 5  | 11  | 43    | 30  | 73   |
| KSD   | 21  | 16 | 37  | 43   | 33  | 76  | 27  | 27 | 54  | 142   | 103 | 245  |
| TOTAL | 67  | 42 | 109 | 163  | 110 | 273 | 103 | 95 | 198 | 637   | 463 | 1100 |

**Table III.92**

REPEATERS IN AIDED SCHOOLS 2010-11 (SCHEDULED TRIBE)

| DIST  | II |    |     | III |    |     | IV |    |     | V   |    |     | VI  |    |     |
|-------|----|----|-----|-----|----|-----|----|----|-----|-----|----|-----|-----|----|-----|
|       | B  | G  | T   | B   | G  | T   | B  | G  | T   | B   | G  | T   | B   | G  | T   |
| TVM   | 3  | 0  | 3   | 0   | 0  | 0   | 0  | 1  | 1   | 0   | 0  | 0   | 0   | 0  | 0   |
| KLM   | 0  | 0  | 0   | 0   | 0  | 0   | 0  | 0  | 0   | 0   | 0  | 0   | 1   | 1  | 2   |
| PTA   | 0  | 0  | 0   | 0   | 0  | 0   | 0  | 0  | 0   | 0   | 0  | 0   | 0   | 0  | 0   |
| ALP   | 0  | 0  | 0   | 0   | 0  | 0   | 0  | 0  | 0   | 1   | 0  | 1   | 0   | 0  | 0   |
| KTM   | 0  | 0  | 0   | 1   | 1  | 2   | 0  | 0  | 0   | 1   | 1  | 2   | 1   | 2  | 3   |
| IDK   | 0  | 0  | 0   | 1   | 2  | 3   | 3  | 1  | 4   | 2   | 1  | 3   | 4   | 4  | 8   |
| EKM   | 4  | 1  | 5   | 0   | 1  | 1   | 1  | 0  | 1   | 6   | 0  | 6   | 5   | 1  | 6   |
| TSR   | 1  | 4  | 5   | 0   | 3  | 3   | 1  | 6  | 7   | 3   | 0  | 3   | 2   | 1  | 3   |
| PKD   | 12 | 4  | 16  | 13  | 6  | 19  | 8  | 4  | 12  | 5   | 7  | 12  | 2   | 2  | 4   |
| MLP   | 1  | 1  | 2   | 2   | 5  | 7   | 6  | 5  | 11  | 9   | 3  | 12  | 5   | 2  | 7   |
| KKD   | 3  | 2  | 5   | 2   | 0  | 2   | 0  | 1  | 1   | 17  | 9  | 26  | 14  | 11 | 25  |
| WYD   | 42 | 30 | 72  | 44  | 24 | 68  | 44 | 54 | 98  | 57  | 39 | 96  | 61  | 39 | 100 |
| KNR   | 6  | 4  | 10  | 9   | 6  | 15  | 11 | 2  | 13  | 17  | 15 | 32  | 19  | 14 | 33  |
| KSD   | 16 | 8  | 24  | 17  | 10 | 27  | 18 | 13 | 31  | 14  | 6  | 20  | 7   | 2  | 9   |
| TOTAL | 88 | 54 | 142 | 89  | 58 | 147 | 92 | 87 | 179 | 132 | 81 | 213 | 121 | 79 | 200 |

**Table III.93**

REPEATERS IN AIDED SCHOOLS 2010-11 (SCHEDULED TRIBE)

| DIST  | VII |    |     | VIII |     |     | IX  |    |     | TOTAL |     |      |
|-------|-----|----|-----|------|-----|-----|-----|----|-----|-------|-----|------|
|       | B   | G  | T   | B    | G   | T   | B   | G  | T   | B     | G   | T    |
| TVM   | 1   | 0  | 1   | 0    | 1   | 1   | 1   | 0  | 1   | 5     | 2   | 7    |
| KLM   | 2   | 1  | 3   | 5    | 0   | 5   | 0   | 0  | 0   | 8     | 2   | 10   |
| PTA   | 0   | 0  | 0   | 0    | 0   | 0   | 0   | 0  | 0   | 0     | 0   | 0    |
| ALP   | 0   | 0  | 0   | 0    | 1   | 1   | 1   | 1  | 2   | 2     | 2   | 4    |
| KTM   | 2   | 4  | 6   | 9    | 16  | 25  | 7   | 10 | 17  | 21    | 34  | 55   |
| IDK   | 7   | 4  | 11  | 6    | 4   | 10  | 3   | 2  | 5   | 26    | 18  | 44   |
| EKM   | 1   | 0  | 1   | 1    | 6   | 7   | 3   | 2  | 5   | 21    | 11  | 32   |
| TSR   | 2   | 0  | 2   | 9    | 6   | 15  | 2   | 0  | 2   | 20    | 20  | 40   |
| PKD   | 1   | 1  | 2   | 7    | 3   | 10  | 3   | 2  | 5   | 51    | 29  | 80   |
| MLP   | 13  | 16 | 29  | 7    | 0   | 7   | 1   | 2  | 3   | 44    | 34  | 78   |
| KKD   | 6   | 4  | 10  | 4    | 5   | 9   | 5   | 0  | 5   | 51    | 32  | 83   |
| WYD   | 51  | 38 | 89  | 48   | 55  | 103 | 36  | 15 | 51  | 383   | 294 | 677  |
| KNR   | 6   | 13 | 19  | 14   | 14  | 28  | 30  | 18 | 48  | 112   | 86  | 198  |
| KSD   | 18  | 11 | 29  | 117  | 60  | 177 | 41  | 22 | 63  | 248   | 132 | 380  |
| TOTAL | 110 | 92 | 202 | 227  | 171 | 398 | 133 | 74 | 207 | 992   | 696 | 1688 |

**Table III.94**

REPEATERS IN UNAIDED SCHOOLS 2010-11 (SCHEDULED TRIBE)

| DIST  | II |   |   | III |   |   | IV |   |   | V |   |   | VI |   |   |
|-------|----|---|---|-----|---|---|----|---|---|---|---|---|----|---|---|
|       | B  | G | T | B   | G | T | B  | G | T | B | G | T | B  | G | T |
| TVM   | 0  | 0 | 0 | 0   | 0 | 0 | 0  | 0 | 0 | 0 | 0 | 0 | 0  | 0 | 0 |
| KLM   | 0  | 0 | 0 | 0   | 0 | 0 | 0  | 0 | 0 | 0 | 0 | 0 | 0  | 0 | 0 |
| PTA   | 0  | 0 | 0 | 0   | 0 | 0 | 0  | 0 | 0 | 0 | 0 | 0 | 0  | 0 | 0 |
| ALP   | 0  | 0 | 0 | 0   | 0 | 0 | 0  | 0 | 0 | 0 | 0 | 0 | 0  | 0 | 0 |
| KTM   | 0  | 0 | 0 | 0   | 0 | 0 | 0  | 0 | 0 | 0 | 0 | 0 | 0  | 0 | 0 |
| IDK   | 0  | 0 | 0 | 0   | 0 | 0 | 0  | 0 | 0 | 0 | 0 | 0 | 0  | 0 | 0 |
| EKM   | 0  | 0 | 0 | 0   | 0 | 0 | 0  | 0 | 0 | 0 | 0 | 0 | 0  | 0 | 0 |
| TSR   | 0  | 0 | 0 | 0   | 0 | 0 | 0  | 0 | 0 | 0 | 0 | 0 | 0  | 0 | 0 |
| PKD   | 0  | 0 | 0 | 0   | 0 | 0 | 0  | 0 | 0 | 0 | 0 | 0 | 0  | 0 | 0 |
| MLP   | 0  | 0 | 0 | 0   | 0 | 0 | 0  | 0 | 0 | 0 | 0 | 0 | 0  | 0 | 0 |
| KKD   | 0  | 0 | 0 | 0   | 0 | 0 | 0  | 0 | 0 | 0 | 0 | 0 | 0  | 0 | 0 |
| WYD   | 0  | 0 | 0 | 0   | 0 | 0 | 0  | 0 | 0 | 0 | 0 | 0 | 0  | 0 | 0 |
| KNR   | 0  | 0 | 0 | 0   | 0 | 0 | 0  | 0 | 0 | 0 | 0 | 0 | 0  | 0 | 0 |
| KSD   | 0  | 0 | 0 | 0   | 0 | 0 | 0  | 0 | 0 | 0 | 0 | 0 | 0  | 0 | 0 |
| TOTAL | 0  | 0 | 0 | 0   | 0 | 0 | 0  | 0 | 0 | 0 | 0 | 0 | 0  | 0 | 0 |

**Table III.95**

**REPEATERS IN UNAIDED SCHOOLS 2010-11 (SCHEDULED TRIBE)**

| DIST  | VII |   |   | VIII |   |   | IX |   |   | TOTAL |   |   |
|-------|-----|---|---|------|---|---|----|---|---|-------|---|---|
|       | B   | G | T | B    | G | T | B  | G | T | B     | G | T |
| TVM   | 0   | 0 | 0 | 1    | 0 | 1 | 0  | 0 | 0 | 1     | 0 | 1 |
| KLM   | 0   | 0 | 0 | 0    | 0 | 0 | 0  | 0 | 0 | 0     | 0 | 0 |
| PTA   | 0   | 0 | 0 | 0    | 0 | 0 | 0  | 0 | 0 | 0     | 0 | 0 |
| ALP   | 0   | 0 | 0 | 0    | 0 | 0 | 0  | 0 | 0 | 0     | 0 | 0 |
| KTM   | 0   | 0 | 0 | 0    | 0 | 0 | 0  | 0 | 0 | 0     | 0 | 0 |
| IDK   | 0   | 0 | 0 | 0    | 0 | 0 | 0  | 0 | 0 | 0     | 0 | 0 |
| EKM   | 0   | 0 | 0 | 0    | 0 | 0 | 0  | 0 | 0 | 0     | 0 | 0 |
| TSR   | 0   | 0 | 0 | 0    | 0 | 0 | 0  | 0 | 0 | 0     | 0 | 0 |
| PKD   | 0   | 0 | 0 | 0    | 0 | 0 | 0  | 0 | 0 | 0     | 0 | 0 |
| MLP   | 0   | 0 | 0 | 0    | 0 | 0 | 0  | 0 | 0 | 0     | 0 | 0 |
| KKD   | 0   | 0 | 0 | 0    | 0 | 0 | 0  | 0 | 0 | 0     | 0 | 0 |
| WYD   | 0   | 0 | 0 | 0    | 0 | 0 | 0  | 0 | 0 | 0     | 0 | 0 |
| KNR   | 0   | 0 | 0 | 0    | 0 | 0 | 0  | 0 | 0 | 0     | 0 | 0 |
| KSD   | 0   | 0 | 0 | 0    | 0 | 0 | 0  | 0 | 0 | 0     | 0 | 0 |
| TOTAL | 0   | 0 | 0 | 0    | 0 | 0 | 0  | 0 | 0 | 1     | 0 | 1 |



**Table III.96**

**REPEATERS 2010-11 SCHEDULED TRIBE (TOTAL)**

| DIST  | II  |    |     | III |    |     | IV  |     |     | V   |     |     | VI  |     |     |
|-------|-----|----|-----|-----|----|-----|-----|-----|-----|-----|-----|-----|-----|-----|-----|
|       | B   | G  | T   | B   | G  | T   | B   | G   | T   | B   | G   | T   | B   | G   | T   |
| TVM   | 3   | 0  | 3   | 1   | 0  | 1   | 0   | 2   | 2   | 0   | 0   | 0   | 0   | 0   | 0   |
| KLM   | 2   | 2  | 4   | 0   | 0  | 0   | 1   | 0   | 1   | 0   | 0   | 0   | 1   | 1   | 2   |
| PTA   | 0   | 0  | 0   | 0   | 0  | 0   | 0   | 0   | 0   | 0   | 0   | 0   | 0   | 0   | 0   |
| ALP   | 0   | 0  | 0   | 0   | 0  | 0   | 0   | 0   | 0   | 1   | 0   | 1   | 0   | 0   | 0   |
| KTM   | 0   | 0  | 0   | 2   | 1  | 3   | 0   | 0   | 0   | 1   | 1   | 2   | 1   | 2   | 3   |
| IDK   | 0   | 0  | 0   | 1   | 2  | 3   | 8   | 3   | 11  | 7   | 5   | 12  | 10  | 5   | 15  |
| EKM   | 8   | 1  | 9   | 1   | 1  | 2   | 2   | 0   | 2   | 6   | 0   | 6   | 5   | 1   | 6   |
| TSR   | 1   | 4  | 5   | 0   | 3  | 3   | 1   | 6   | 7   | 4   | 1   | 5   | 2   | 1   | 3   |
| PKD   | 22  | 9  | 31  | 26  | 10 | 36  | 19  | 17  | 36  | 22  | 26  | 48  | 25  | 15  | 40  |
| MLP   | 4   | 4  | 8   | 5   | 8  | 13  | 10  | 7   | 17  | 13  | 9   | 22  | 8   | 7   | 15  |
| KKD   | 4   | 3  | 7   | 3   | 1  | 4   | 3   | 2   | 5   | 19  | 14  | 33  | 15  | 12  | 27  |
| WYD   | 65  | 45 | 110 | 61  | 36 | 97  | 63  | 72  | 135 | 67  | 57  | 124 | 96  | 61  | 157 |
| KNR   | 7   | 6  | 13  | 11  | 7  | 18  | 16  | 6   | 22  | 23  | 15  | 38  | 27  | 18  | 45  |
| KSD   | 22  | 13 | 35  | 33  | 14 | 47  | 29  | 24  | 53  | 26  | 12  | 38  | 13  | 3   | 16  |
| TOTAL | 138 | 87 | 225 | 144 | 83 | 227 | 152 | 139 | 291 | 189 | 140 | 329 | 203 | 126 | 329 |

**Table III.97**

REPEATERS 2010-11 SCHEDULED TRIBE (TOTAL)

| DIST  | VII |     |     | VIII |     |     | IX  |     |     | TOTAL |      |      |
|-------|-----|-----|-----|------|-----|-----|-----|-----|-----|-------|------|------|
|       | B   | G   | T   | B    | G   | T   | B   | G   | T   | B     | G    | T    |
| TVM   | 1   | 0   | 1   | 2    | 1   | 3   | 1   | 1   | 2   | 8     | 4    | 12   |
| KLM   | 2   | 1   | 3   | 7    | 0   | 7   | 0   | 0   | 0   | 13    | 4    | 17   |
| PTA   | 0   | 0   | 0   | 0    | 0   | 0   | 0   | 0   | 0   | 0     | 0    | 0    |
| ALP   | 0   | 0   | 0   | 0    | 1   | 1   | 3   | 2   | 5   | 4     | 3    | 7    |
| KTM   | 2   | 4   | 6   | 11   | 17  | 28  | 7   | 10  | 17  | 24    | 35   | 59   |
| IDK   | 8   | 10  | 18  | 15   | 13  | 28  | 12  | 10  | 22  | 61    | 48   | 109  |
| EKM   | 1   | 1   | 2   | 1    | 6   | 7   | 3   | 2   | 5   | 27    | 12   | 39   |
| TSR   | 2   | 0   | 2   | 14   | 7   | 21  | 2   | 0   | 2   | 26    | 22   | 48   |
| PKD   | 20  | 3   | 23  | 15   | 13  | 28  | 18  | 8   | 26  | 167   | 101  | 268  |
| MLP   | 17  | 17  | 34  | 8    | 0   | 8   | 3   | 4   | 7   | 68    | 56   | 124  |
| KKD   | 7   | 4   | 11  | 4    | 6   | 10  | 6   | 1   | 7   | 61    | 43   | 104  |
| WYD   | 65  | 46  | 111 | 132  | 104 | 236 | 77  | 59  | 136 | 626   | 480  | 1106 |
| KNR   | 13  | 21  | 34  | 22   | 20  | 42  | 36  | 23  | 59  | 155   | 116  | 271  |
| KSD   | 39  | 27  | 66  | 160  | 93  | 253 | 68  | 49  | 117 | 390   | 235  | 625  |
| TOTAL | 177 | 134 | 311 | 390  | 281 | 671 | 236 | 169 | 405 | 1630  | 1159 | 2789 |

**Table III.98**

**ENROLMENT OF STUDENTS IN KENDRIYA VIDYALAYA 2010-11**

| DIST  | I    |      |      | II   |      |      | III  |      |      | IV   |      |      | V    |      |      | VI   |      |      | VII  |      |      |
|-------|------|------|------|------|------|------|------|------|------|------|------|------|------|------|------|------|------|------|------|------|------|
|       | B    | G    | T    | B    | G    | T    | B    | G    | T    | B    | G    | T    | B    | G    | T    | B    | G    | T    | B    | G    | T    |
| TVM   | 326  | 338  | 664  | 319  | 309  | 628  | 319  | 303  | 622  | 328  | 317  | 645  | 348  | 335  | 683  | 393  | 303  | 696  | 343  | 319  | 662  |
| KLM   | 0    | 0    | 0    | 0    | 0    | 0    | 0    | 0    | 0    | 0    | 0    | 0    | 0    | 0    | 0    | 0    | 0    | 0    | 0    | 0    | 0    |
| PTA   | 92   | 85   | 177  | 112  | 87   | 199  | 100  | 97   | 197  | 99   | 112  | 211  | 106  | 106  | 212  | 100  | 111  | 211  | 114  | 129  | 243  |
| ALP   | 27   | 19   | 46   | 33   | 17   | 50   | 29   | 22   | 51   | 29   | 24   | 53   | 23   | 25   | 48   | 27   | 20   | 47   | 24   | 18   | 42   |
| KTM   | 62   | 66   | 128  | 56   | 63   | 119  | 65   | 63   | 128  | 65   | 69   | 134  | 61   | 49   | 110  | 59   | 55   | 114  | 57   | 46   | 103  |
| IDK   | 0    | 0    | 0    | 0    | 0    | 0    | 0    | 0    | 0    | 0    | 0    | 0    | 0    | 0    | 0    | 0    | 0    | 0    | 0    | 0    | 0    |
| EKM   | 481  | 444  | 925  | 487  | 446  | 933  | 461  | 470  | 931  | 453  | 453  | 906  | 484  | 474  | 958  | 497  | 417  | 914  | 501  | 415  | 916  |
| TSR   | 92   | 84   | 176  | 93   | 94   | 187  | 72   | 110  | 182  | 110  | 90   | 200  | 82   | 98   | 180  | 94   | 98   | 192  | 92   | 108  | 200  |
| PKD   | 217  | 198  | 415  | 224  | 220  | 444  | 224  | 182  | 406  | 224  | 212  | 436  | 225  | 242  | 467  | 268  | 209  | 477  | 217  | 220  | 437  |
| MLP   | 50   | 37   | 87   | 59   | 41   | 100  | 50   | 56   | 106  | 55   | 48   | 103  | 48   | 57   | 105  | 54   | 56   | 110  | 52   | 54   | 106  |
| KKD   | 158  | 127  | 285  | 155  | 145  | 300  | 151  | 149  | 300  | 161  | 138  | 299  | 181  | 183  | 364  | 176  | 139  | 315  | 180  | 157  | 337  |
| WYD   | 21   | 19   | 40   | 23   | 16   | 39   | 21   | 21   | 42   | 19   | 23   | 42   | 22   | 19   | 41   | 23   | 20   | 43   | 25   | 15   | 40   |
| KNR   | 220  | 188  | 408  | 219  | 203  | 422  | 243  | 181  | 424  | 249  | 211  | 460  | 229  | 253  | 482  | 243  | 207  | 450  | 260  | 219  | 479  |
| KSD   | 48   | 61   | 109  | 57   | 50   | 107  | 57   | 54   | 111  | 63   | 56   | 119  | 62   | 65   | 127  | 67   | 58   | 125  | 65   | 46   | 111  |
| TOTAL | 1794 | 1666 | 3460 | 1837 | 1691 | 3528 | 1792 | 1708 | 3500 | 1855 | 1753 | 3608 | 1871 | 1906 | 3777 | 2001 | 1693 | 3694 | 1930 | 1746 | 3676 |

*Table III.99*

**ENROLMENT OF STUDENTS IN KENDRIYA VIDYALAYA 2010-11**

| DISTRICT | VIII |      |      | IX   |      |      | X    |      |      | XI   |      |      | XII  |      |      | Total(I-XII) |       |       |
|----------|------|------|------|------|------|------|------|------|------|------|------|------|------|------|------|--------------|-------|-------|
|          | B    | G    | T    | B    | G    | T    | B    | G    | T    | B    | G    | T    | B    | G    | T    | B            | G     | T     |
| TVM      | 327  | 312  | 639  | 355  | 305  | 660  | 341  | 341  | 682  | 309  | 311  | 620  | 330  | 315  | 645  | 4038         | 3808  | 7846  |
| KLM      | 0    | 0    | 0    | 0    | 0    | 0    | 0    | 0    | 0    | 0    | 0    | 0    | 0    | 0    | 0    | 0            | 0     | 0     |
| PTA      | 99   | 114  | 213  | 115  | 100  | 215  | 94   | 98   | 192  | 73   | 92   | 165  | 72   | 63   | 135  | 1176         | 1194  | 2370  |
| ALP      | 27   | 15   | 42   | 23   | 26   | 49   | 23   | 25   | 48   | 22   | 18   | 40   | 21   | 19   | 40   | 308          | 248   | 556   |
| KTM      | 43   | 55   | 98   | 61   | 33   | 94   | 49   | 39   | 88   | 38   | 32   | 70   | 43   | 41   | 84   | 659          | 611   | 1270  |
| IDK      | 0    | 0    | 0    | 0    | 0    | 0    | 0    | 0    | 0    | 0    | 0    | 0    | 0    | 0    | 0    | 0            | 0     | 0     |
| EKM      | 439  | 460  | 899  | 448  | 436  | 884  | 439  | 416  | 855  | 368  | 375  | 743  | 343  | 328  | 671  | 5401         | 5134  | 10535 |
| TSR      | 95   | 94   | 189  | 90   | 98   | 188  | 110  | 105  | 215  | 93   | 92   | 185  | 80   | 80   | 160  | 1103         | 1151  | 2254  |
| PKD      | 255  | 202  | 457  | 200  | 226  | 426  | 250  | 212  | 462  | 189  | 185  | 374  | 174  | 166  | 340  | 2667         | 2474  | 5141  |
| MLP      | 50   | 58   | 108  | 66   | 53   | 119  | 53   | 48   | 101  | 45   | 36   | 81   | 39   | 30   | 69   | 621          | 574   | 1195  |
| KKD      | 191  | 155  | 346  | 162  | 182  | 344  | 212  | 172  | 384  | 139  | 158  | 297  | 142  | 142  | 284  | 2008         | 1847  | 3855  |
| WYD      | 20   | 23   | 43   | 19   | 17   | 36   | 19   | 19   | 38   | 14   | 23   | 37   | 14   | 14   | 28   | 240          | 229   | 469   |
| KNR      | 247  | 219  | 466  | 250  | 212  | 462  | 270  | 242  | 512  | 208  | 182  | 390  | 160  | 169  | 329  | 2798         | 2486  | 5284  |
| KSD      | 65   | 56   | 121  | 65   | 51   | 116  | 58   | 63   | 121  | 42   | 61   | 103  | 29   | 36   | 65   | 678          | 657   | 1335  |
| TOTAL    | 1858 | 1763 | 3621 | 1854 | 1739 | 3593 | 1918 | 1780 | 3698 | 1540 | 1565 | 3105 | 1447 | 1403 | 2850 | 21697        | 20413 | 42110 |

*Table III.100*

**ENROLMENT OF STUDENTS IN JAWAHAR NAVODAYA 2010-11**

| DISTRICT     | VI         |            | VII        |            | VIII       |            | IX         |            | X          |            | XI         |            | XII        |            | Grand Total |             |             |
|--------------|------------|------------|------------|------------|------------|------------|------------|------------|------------|------------|------------|------------|------------|------------|-------------|-------------|-------------|
|              | B          | G          | B          | G          | B          | G          | B          | G          | B          | G          | B          | G          | B          | G          | B           | G           | T           |
| TVM          | 44         | 38         | 22         | 19         | 19         | 23         | 20         | 22         | 51         | 31         | 32         | 16         | 20         | 19         | 208         | 168         | 376         |
| KLM          | 50         | 31         | 50         | 28         | 46         | 29         | 46         | 36         | 48         | 32         | 25         | 22         | 25         | 18         | 290         | 196         | 486         |
| PTA          | 35         | 42         | 41         | 40         | 38         | 38         | 43         | 30         | 44         | 31         | 36         | 36         | 40         | 29         | 277         | 246         | 523         |
| ALP          | 49         | 29         | 39         | 38         | 40         | 37         | 52         | 31         | 42         | 35         | 31         | 13         | 29         | 14         | 282         | 197         | 479         |
| KTM          | 49         | 33         | 44         | 37         | 46         | 32         | 37         | 44         | 48         | 30         | 54         | 28         | 42         | 31         | 320         | 235         | 555         |
| IDK          | 41         | 42         | 46         | 34         | 44         | 32         | 41         | 42         | 42         | 37         | 23         | 18         | 21         | 23         | 258         | 228         | 486         |
| EKM          | 39         | 31         | 41         | 33         | 36         | 42         | 52         | 34         | 41         | 38         | 50         | 29         | 42         | 35         | 301         | 242         | 543         |
| TSR          | 51         | 27         | 40         | 40         | 36         | 40         | 53         | 29         | 46         | 34         | 52         | 30         | 51         | 28         | 329         | 228         | 557         |
| PKD          | 49         | 32         | 48         | 31         | 37         | 34         | 42         | 34         | 45         | 36         | 29         | 13         | 20         | 20         | 270         | 200         | 470         |
| MLP          | 38         | 41         | 45         | 34         | 39         | 36         | 32         | 43         | 37         | 44         | 18         | 22         | 22         | 19         | 231         | 239         | 470         |
| KKD          | 43         | 36         | 48         | 30         | 44         | 31         | 49         | 31         | 38         | 44         | 31         | 28         | 35         | 22         | 288         | 222         | 510         |
| WYD          | 44         | 32         | 24         | 18         | 20         | 14         | 20         | 20         | 18         | 22         | 17         | 22         |            |            | 143         | 128         | 271         |
| KNR          | 36         | 44         | 44         | 32         | 41         | 33         | 40         | 39         | 43         | 35         | 27         | 21         | 25         | 25         | 256         | 229         | 485         |
| KSD          | 39         | 40         | 43         | 26         | 35         | 35         | 47         | 34         | 46         | 34         | 40         | 26         | 46         | 34         | 296         | 229         | 525         |
| <b>TOTAL</b> | <b>607</b> | <b>498</b> | <b>575</b> | <b>440</b> | <b>521</b> | <b>456</b> | <b>574</b> | <b>469</b> | <b>589</b> | <b>483</b> | <b>465</b> | <b>324</b> | <b>418</b> | <b>317</b> | <b>3749</b> | <b>2987</b> | <b>6736</b> |

*Table III.101*

**ENROLMENT OF STUDENTS IN ICSE SCHOOLS 2010-11**

**(All Communities)**

| DIST         | I           |             | II          |             | III         |             | IV          |             | V           |             | VI          |             |
|--------------|-------------|-------------|-------------|-------------|-------------|-------------|-------------|-------------|-------------|-------------|-------------|-------------|
|              | Boys        | Girls       | Boys        | Girls       | Boys        | Girls       | Boys        | Girls       | Boys        | Girls       | Boys        | Girls       |
| TVM          | 936         | 861         | 935         | 839         | 939         | 804         | 892         | 771         | 946         | 773         | 881         | 745         |
| KLM          | 1126        | 1092        | 1077        | 1002        | 1067        | 984         | 1014        | 854         | 1121        | 925         | 1015        | 905         |
| PTA          | 334         | 291         | 281         | 234         | 279         | 280         | 314         | 260         | 323         | 279         | 310         | 252         |
| ALP          | 964         | 878         | 929         | 812         | 850         | 799         | 792         | 773         | 850         | 731         | 746         | 692         |
| KTM          | 322         | 268         | 515         | 239         | 273         | 277         | 242         | 235         | 276         | 252         | 253         | 244         |
| IDK          | 157         | 157         | 152         | 143         | 137         | 139         | 107         | 106         | 127         | 139         | 96          | 125         |
| EKM          | 690         | 681         | 656         | 656         | 692         | 586         | 644         | 553         | 585         | 508         | 582         | 487         |
| TSR          | 466         | 395         | 453         | 368         | 429         | 314         | 412         | 303         | 396         | 264         | 346         | 308         |
| PKD          | 77          | 53          | 60          | 50          | 48          | 36          | 65          | 31          | 58          | 36          | 38          | 32          |
| MLP          | 89          | 58          | 88          | 81          | 78          | 84          | 86          | 81          | 84          | 83          | 71          | 56          |
| KKD          | 226         | 214         | 256         | 187         | 191         | 158         | 191         | 148         | 177         | 134         | 180         | 123         |
| WYD          | 78          | 52          | 77          | 57          | 72          | 65          | 67          | 61          | 77          | 70          | 65          | 66          |
| KNR          | 255         | 241         | 238         | 266         | 186         | 221         | 211         | 213         | 191         | 191         | 180         | 169         |
| KSD          | 86          | 71          | 83          | 76          | 97          | 69          | 77          | 61          | 64          | 73          | 78          | 58          |
| <b>TOTAL</b> | <b>5806</b> | <b>5312</b> | <b>5800</b> | <b>5010</b> | <b>5338</b> | <b>4816</b> | <b>5114</b> | <b>4450</b> | <b>5275</b> | <b>4458</b> | <b>4841</b> | <b>4262</b> |

**Table III.102**  
**ENROLMENT OF STUDENTS IN ICSE SCHOOLS 2010-11**

| DIST         | VII         |             | VIII        |             | IX          |             | X           |             | XI          |             | XII         |             | TOTAL        |              |              |
|--------------|-------------|-------------|-------------|-------------|-------------|-------------|-------------|-------------|-------------|-------------|-------------|-------------|--------------|--------------|--------------|
|              | Boys        | Girls       | Boys        | Girls       | Boys        | Girls       | Boys        | Girls       | Boys        | Girls       | Boys        | Girls       | Boys         | Girls        | Total        |
| TVM          | 804         | 673         | 729         | 640         | 589         | 571         | 610         | 563         | 283         | 276         | 331         | 299         | 8875         | 7815         | 16690        |
| KLM          | 953         | 790         | 901         | 717         | 718         | 633         | 607         | 532         | 233         | 209         | 257         | 325         | 10089        | 8968         | 19057        |
| PTA          | 301         | 277         | 254         | 268         | 234         | 243         | 233         | 225         | 127         | 112         | 118         | 111         | 3108         | 2832         | 5940         |
| ALP          | 653         | 606         | 526         | 553         | 434         | 434         | 402         | 432         | 105         | 104         | 109         | 118         | 7360         | 6932         | 14292        |
| KTM          | 239         | 205         | 194         | 233         | 187         | 195         | 129         | 176         | 50          | 57          | 46          | 83          | 2726         | 2464         | 5190         |
| IDK          | 111         | 112         | 118         | 99          | 79          | 94          | 66          | 84          | 56          | 62          | 59          | 52          | 1265         | 1312         | 2577         |
| EKM          | 502         | 392         | 420         | 362         | 337         | 311         | 304         | 285         | 114         | 79          | 97          | 58          | 5623         | 4958         | 10581        |
| TSR          | 302         | 221         | 282         | 193         | 216         | 176         | 236         | 181         | 85          | 66          | 122         | 93          | 3745         | 2882         | 6627         |
| PKD          | 34          | 36          | 43          | 44          | 37          | 30          | 34          | 18          | 20          | 16          | 23          | 22          | 537          | 404          | 941          |
| MLP          | 73          | 59          | 47          | 43          | 43          | 29          | 28          | 24          | 21          | 15          | 26          | 24          | 734          | 637          | 1371         |
| KKD          | 101         | 93          | 111         | 86          | 77          | 59          | 63          | 59          | 34          | 59          | 31          | 43          | 1638         | 1363         | 3001         |
| WYD          | 67          | 49          | 45          | 48          | 40          | 35          | 29          | 36          | 10          | 6           | 24          | 22          | 651          | 567          | 1218         |
| KNR          | 160         | 111         | 139         | 145         | 102         | 105         | 90          | 93          | 42          | 43          | 47          | 46          | 1841         | 1844         | 3685         |
| KSD          | 68          | 68          | 51          | 36          | 42          | 38          | 32          | 18          | 0           | 0           | 0           | 0           | 678          | 568          | 1246         |
| <b>TOTAL</b> | <b>4368</b> | <b>3692</b> | <b>3860</b> | <b>3467</b> | <b>3135</b> | <b>2953</b> | <b>2863</b> | <b>2726</b> | <b>1180</b> | <b>1104</b> | <b>1290</b> | <b>1296</b> | <b>48870</b> | <b>43546</b> | <b>92416</b> |

**Table III.103**

**NUMBER OF STUDENTS IN CBSE SCHOOLS 2010-11**

| DIST         | I            |              | II           |              | III          |              | IV           |              | V            |              | VI           |              |
|--------------|--------------|--------------|--------------|--------------|--------------|--------------|--------------|--------------|--------------|--------------|--------------|--------------|
|              | Boys         | Girls        | Boys         | Girls        | Boys         | Girls        | Boys         | Girls        | Boys         | Girls        | Boys         | Girls        |
| TVM          | 3205         | 2526         | 3053         | 2593         | 3062         | 2485         | 3178         | 2534         | 3155         | 2468         | 3177         | 2362         |
| KLM          | 2653         | 2185         | 2713         | 2208         | 2601         | 2262         | 2439         | 2055         | 2610         | 2135         | 2413         | 1942         |
| PTA          | 1486         | 1358         | 1494         | 1330         | 1454         | 1333         | 1420         | 1354         | 1456         | 1325         | 1319         | 1219         |
| ALP          | 2305         | 1853         | 2273         | 1852         | 2123         | 1738         | 2127         | 1840         | 2198         | 1879         | 2053         | 1846         |
| KTM          | 3351         | 3376         | 3309         | 3117         | 3269         | 2964         | 3203         | 2776         | 3343         | 2990         | 3052         | 2809         |
| IDK          | 1392         | 1241         | 1337         | 1192         | 1297         | 1215         | 1143         | 1072         | 1176         | 1084         | 1123         | 1007         |
| EKM          | 6287         | 5743         | 6200         | 5379         | 6137         | 5234         | 5883         | 5017         | 5747         | 5005         | 5663         | 4805         |
| TSR          | 4273         | 3459         | 4054         | 3246         | 3844         | 2956         | 3622         | 2873         | 3726         | 2822         | 3450         | 2653         |
| PKD          | 2602         | 1909         | 2237         | 1874         | 2200         | 1734         | 2000         | 1575         | 2039         | 1525         | 1912         | 1416         |
| MLP          | 2625         | 2158         | 2636         | 2196         | 2463         | 2008         | 2186         | 1904         | 2045         | 1796         | 1856         | 1571         |
| KKD          | 2933         | 2252         | 2794         | 2382         | 2766         | 2185         | 2678         | 2043         | 2707         | 2118         | 2581         | 1976         |
| WYD          | 720          | 637          | 683          | 599          | 644          | 593          | 586          | 517          | 585          | 520          | 524          | 459          |
| KNR          | 2967         | 2466         | 2823         | 2303         | 2798         | 2188         | 2632         | 2143         | 2639         | 2176         | 2495         | 2080         |
| KSD          | 1251         | 949          | 1075         | 908          | 1085         | 940          | 1087         | 844          | 1030         | 856          | 1031         | 792          |
| <b>TOTAL</b> | <b>38050</b> | <b>32112</b> | <b>36681</b> | <b>31179</b> | <b>35743</b> | <b>29835</b> | <b>34184</b> | <b>28547</b> | <b>34456</b> | <b>28699</b> | <b>32649</b> | <b>26937</b> |



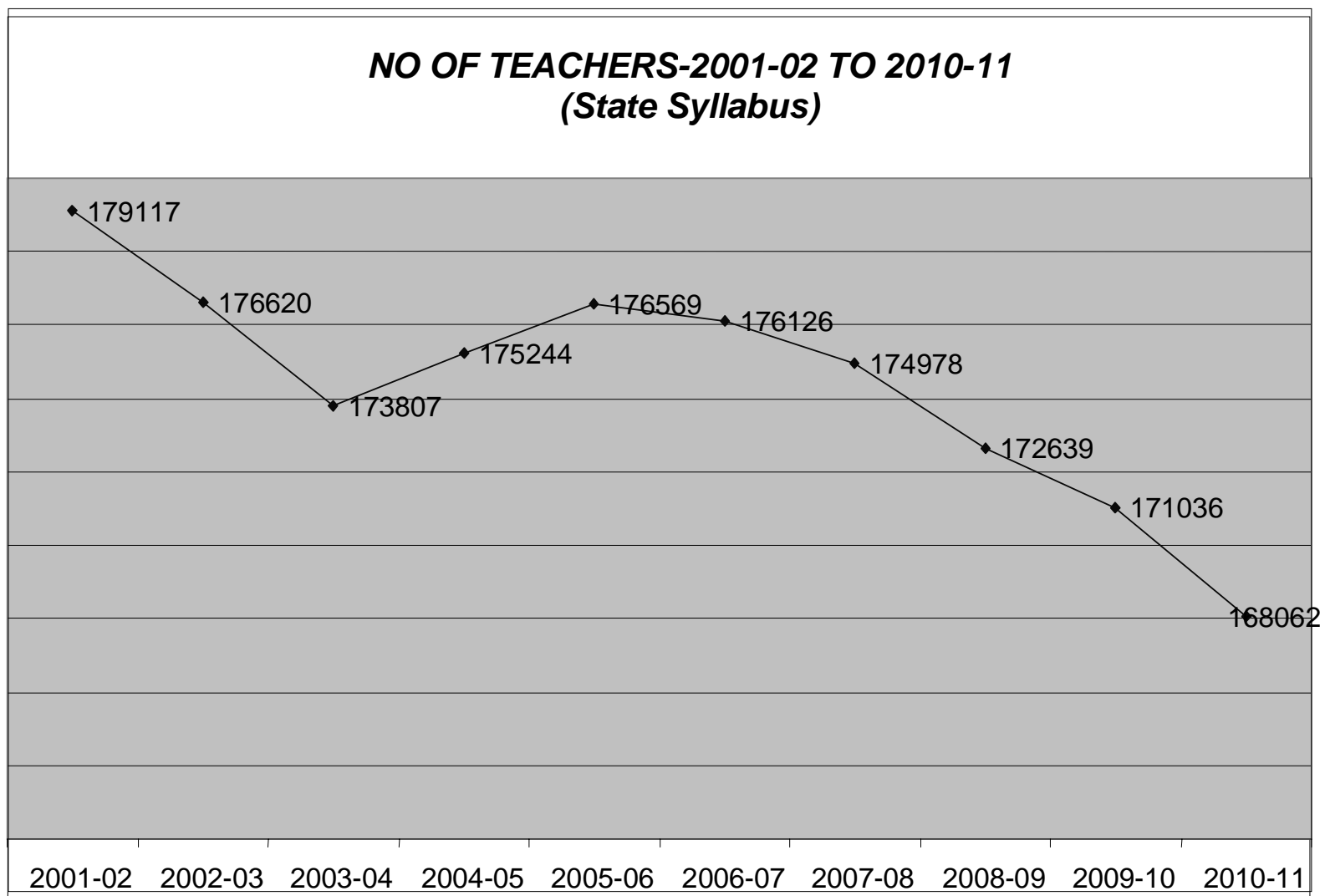
*Table III.104*

**NUMBER OF STUDENTS IN CBSE SCHOOLS 2010-11**

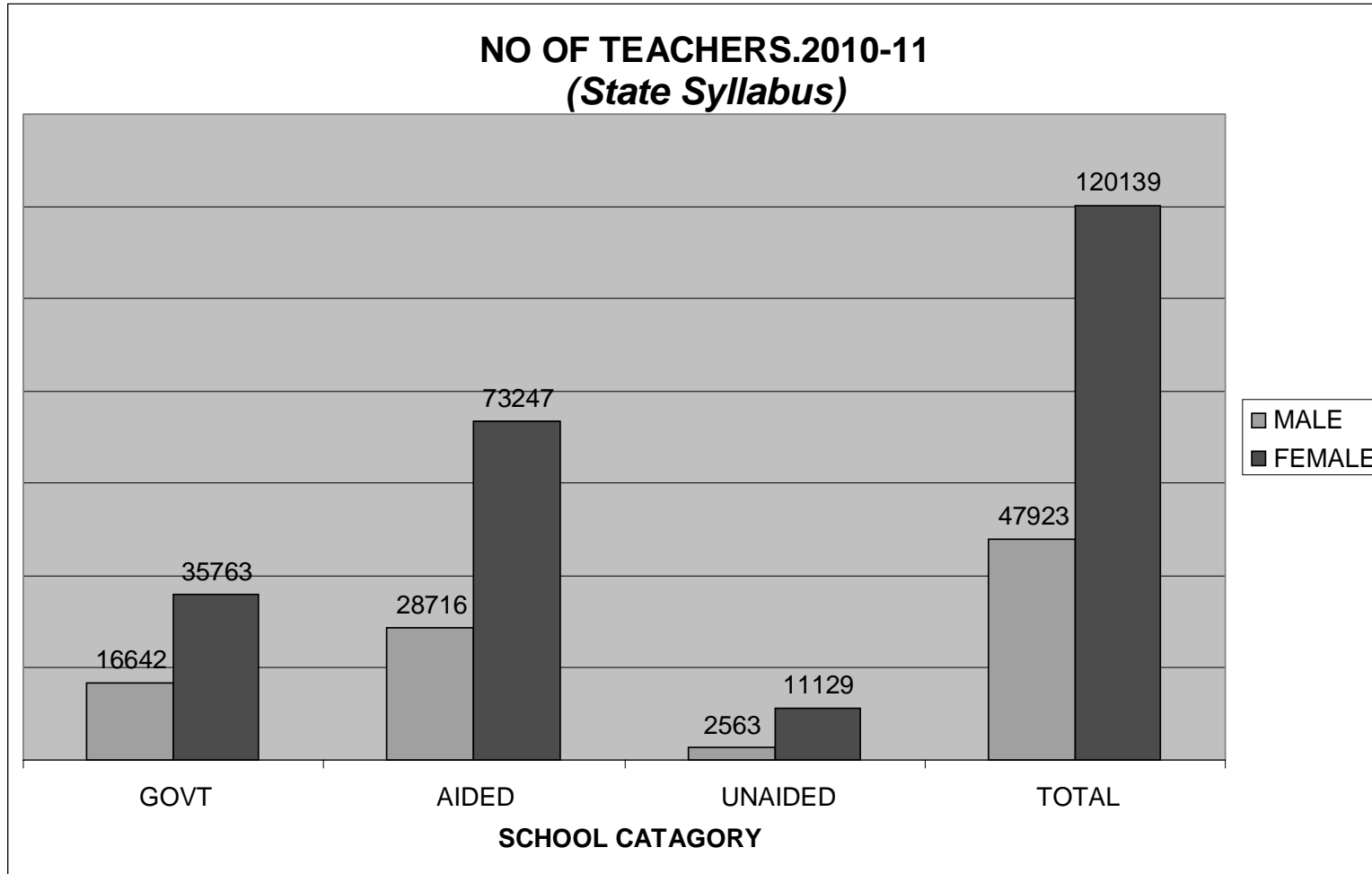
| DIST         | VII          |              | VIII         |              | IX           |              | X            |              | XI           |              | XII          |              | TOTAL         |               |               |
|--------------|--------------|--------------|--------------|--------------|--------------|--------------|--------------|--------------|--------------|--------------|--------------|--------------|---------------|---------------|---------------|
|              | Boys         | Girls        | Boys         | Girls        | Boys         | Girls        | Boys         | Girls        | Boys         | Girls        | Boys         | Girls        | Boys          | Girls         | Total         |
| TVM          | 3036         | 2171         | 3126         | 2233         | 2695         | 1970         | 2520         | 1849         | 1760         | 1477         | 1617         | 1214         | 33584         | 25882         | 59466         |
| KLM          | 2261         | 1866         | 1988         | 1711         | 1709         | 1516         | 1586         | 1428         | 928          | 821          | 817          | 696          | 24718         | 20825         | 45543         |
| PTA          | 1288         | 1192         | 1253         | 1088         | 1115         | 1134         | 925          | 1006         | 643          | 734          | 539          | 586          | 14392         | 13659         | 28051         |
| ALP          | 1806         | 1561         | 1707         | 1482         | 1551         | 1330         | 1319         | 1196         | 499          | 442          | 376          | 354          | 20337         | 17373         | 37710         |
| KTM          | 2795         | 2635         | 2539         | 2489         | 2225         | 2064         | 1832         | 1841         | 1719         | 1766         | 1455         | 1435         | 32092         | 30262         | 62354         |
| IDK          | 996          | 935          | 907          | 900          | 660          | 727          | 636          | 640          | 325          | 325          | 216          | 251          | 11208         | 10589         | 21797         |
| EKM          | 5137         | 4399         | 4919         | 4509         | 4380         | 3955         | 3757         | 3534         | 2681         | 2406         | 2410         | 1999         | 59201         | 51985         | 111186        |
| TSR          | 3433         | 2486         | 3401         | 2367         | 2942         | 2203         | 2464         | 1974         | 2012         | 1886         | 1776         | 1654         | 38997         | 30579         | 69576         |
| PKD          | 1781         | 1364         | 1721         | 1369         | 1525         | 1134         | 1247         | 994          | 783          | 599          | 635          | 620          | 20682         | 16113         | 36795         |
| MLP          | 1848         | 1517         | 1595         | 1368         | 1537         | 1231         | 1257         | 1114         | 585          | 470          | 562          | 460          | 21195         | 17793         | 38988         |
| KKD          | 2579         | 1806         | 2220         | 1725         | 2064         | 1438         | 1748         | 1268         | 1171         | 747          | 1016         | 778          | 27257         | 20718         | 47975         |
| WYD          | 483          | 376          | 437          | 425          | 448          | 391          | 359          | 323          | 120          | 127          | 76           | 114          | 5665          | 5081          | 10746         |
| KNR          | 2480         | 1893         | 2240         | 1791         | 1989         | 1573         | 1727         | 1432         | 1164         | 1016         | 914          | 795          | 26868         | 21856         | 48724         |
| KSD          | 954          | 694          | 833          | 638          | 672          | 555          | 589          | 470          | 144          | 135          | 123          | 100          | 9874          | 7881          | 17755         |
| <b>TOTAL</b> | <b>30877</b> | <b>24895</b> | <b>28886</b> | <b>24095</b> | <b>25512</b> | <b>21221</b> | <b>21966</b> | <b>19069</b> | <b>14534</b> | <b>12951</b> | <b>12532</b> | <b>11056</b> | <b>346070</b> | <b>290596</b> | <b>636666</b> |

**IV. TEACHERS**

**CHART-VI**



**CHART-VII**



*Table IV.1*

TEACHERS IN KERALA 2010-11

| DIST  | GOVT  |        |       | AIDED |        |        | UNAIDED |        |       | TOTAL |        |        |
|-------|-------|--------|-------|-------|--------|--------|---------|--------|-------|-------|--------|--------|
|       | Male  | Female | Total | Male  | Female | Total  | Male    | Female | Total | Male  | Female | Total  |
| TVM   | 1570  | 4895   | 6465  | 1310  | 4380   | 5690   | 244     | 1588   | 1832  | 3124  | 10863  | 13987  |
| KLM   | 987   | 3294   | 4281  | 1451  | 5212   | 6663   | 134     | 793    | 927   | 2572  | 9299   | 11871  |
| PTA   | 353   | 1397   | 1750  | 696   | 3181   | 3877   | 57      | 353    | 410   | 1106  | 4931   | 6037   |
| ALP   | 493   | 2205   | 2698  | 1144  | 4788   | 5932   | 78      | 324    | 402   | 1715  | 7317   | 9032   |
| KTM   | 442   | 1798   | 2240  | 1371  | 5312   | 6683   | 103     | 707    | 810   | 1916  | 7817   | 9733   |
| IDK   | 539   | 1047   | 1586  | 810   | 2339   | 3149   | 87      | 282    | 369   | 1436  | 3668   | 5104   |
| EKM   | 656   | 2606   | 3262  | 1158  | 7358   | 8516   | 196     | 1724   | 1920  | 2010  | 11688  | 13698  |
| TSR   | 521   | 2873   | 3394  | 1251  | 8854   | 10105  | 134     | 1029   | 1163  | 1906  | 12756  | 14662  |
| PKD   | 1429  | 3234   | 4663  | 2530  | 6535   | 9065   | 227     | 905    | 1132  | 4186  | 10674  | 14860  |
| MLP   | 3321  | 4645   | 7966  | 6106  | 8684   | 14790  | 821     | 1639   | 2460  | 10248 | 14968  | 25216  |
| KKD   | 2184  | 2437   | 4621  | 5075  | 6743   | 11818  | 178     | 692    | 870   | 7437  | 9872   | 17309  |
| WYD   | 911   | 1282   | 2193  | 681   | 1293   | 1974   | 25      | 119    | 144   | 1617  | 2694   | 4311   |
| KNR   | 1474  | 1963   | 3437  | 3857  | 6863   | 10720  | 112     | 474    | 586   | 5443  | 9300   | 14743  |
| KSD   | 1762  | 2087   | 3849  | 1278  | 1705   | 2983   | 167     | 500    | 667   | 3207  | 4292   | 7499   |
| TOTAL | 16642 | 35763  | 52405 | 28718 | 73247  | 101965 | 2563    | 11129  | 13692 | 47923 | 120139 | 168062 |

Table IV.2

TEACHERS IN KERALA 2010-11

SECTION WISE

| DIST  | HIGH &TT - Sn |        |       | U.P. - Sn |        |       | L.P. - Sn |        |       | TOTAL |        |        |
|-------|---------------|--------|-------|-----------|--------|-------|-----------|--------|-------|-------|--------|--------|
|       | Male          | Female | Total | Male      | Female | Total | Male      | Female | Total | Male  | Female | Total  |
| TVM   | 1399          | 3871   | 5270  | 937       | 3242   | 4179  | 788       | 3750   | 4538  | 3124  | 10863  | 13987  |
| KLM   | 1195          | 3222   | 4417  | 791       | 2922   | 3713  | 586       | 3155   | 3741  | 2572  | 9299   | 11871  |
| PTA   | 468           | 1670   | 2138  | 330       | 1379   | 1709  | 308       | 1882   | 2190  | 1106  | 4931   | 6037   |
| ALP   | 836           | 2615   | 3451  | 496       | 2174   | 2670  | 383       | 2528   | 2911  | 1715  | 7317   | 9032   |
| KTM   | 958           | 2556   | 3514  | 592       | 2302   | 2894  | 366       | 2959   | 3325  | 1916  | 7817   | 9733   |
| IDK   | 583           | 1167   | 1750  | 409       | 1095   | 1504  | 444       | 1406   | 1850  | 1436  | 3668   | 5104   |
| EKM   | 1021          | 4309   | 5330  | 566       | 3404   | 3970  | 423       | 3975   | 4398  | 2010  | 11688  | 13698  |
| TSR   | 1014          | 4308   | 5322  | 547       | 3765   | 4312  | 345       | 4683   | 5028  | 1906  | 12756  | 14662  |
| PKD   | 1606          | 3395   | 5001  | 1323      | 3121   | 4444  | 1257      | 4158   | 5415  | 4186  | 10674  | 14860  |
| MLP   | 3794          | 4089   | 7883  | 3517      | 4332   | 7849  | 2937      | 6547   | 9484  | 10248 | 14968  | 25216  |
| KKD   | 2556          | 2849   | 5405  | 2510      | 2863   | 5373  | 2371      | 4160   | 6531  | 7437  | 9872   | 17309  |
| WYD   | 604           | 815    | 1419  | 555       | 772    | 1327  | 458       | 1107   | 1565  | 1617  | 2694   | 4311   |
| KNR   | 2035          | 2412   | 4447  | 1692      | 2627   | 4319  | 1716      | 4261   | 5977  | 5443  | 9300   | 14743  |
| KSD   | 1232          | 1209   | 2441  | 1017      | 1189   | 2206  | 958       | 1894   | 2852  | 3207  | 4292   | 7499   |
| TOTAL | 19301         | 38487  | 57788 | 15282     | 35187  | 50469 | 13340     | 46465  | 59805 | 47923 | 120139 | 168062 |

Table IV.3

TEACHERS IN KERALA 2010-11

HIGH & TT - Sn

| DIST  | GOVT |        |       | AIDED |        |       | UNAIDED |        |       | TOTAL |        |       |
|-------|------|--------|-------|-------|--------|-------|---------|--------|-------|-------|--------|-------|
|       | Male | Female | Total | Male  | Female | Total | Male    | Female | Total | Male  | Female | Total |
| TVM   | 654  | 1620   | 2274  | 618   | 1708   | 2326  | 127     | 543    | 670   | 1399  | 3871   | 5270  |
| KLM   | 386  | 923    | 1309  | 741   | 2103   | 2844  | 68      | 196    | 264   | 1195  | 3222   | 4417  |
| PTA   | 101  | 299    | 400   | 356   | 1287   | 1643  | 11      | 84     | 95    | 468   | 1670   | 2138  |
| ALP   | 191  | 503    | 694   | 619   | 2046   | 2665  | 26      | 66     | 92    | 836   | 2615   | 3451  |
| KTM   | 141  | 387    | 528   | 753   | 1962   | 2715  | 64      | 207    | 271   | 958   | 2556   | 3514  |
| IDK   | 187  | 325    | 512   | 346   | 744    | 1090  | 50      | 98     | 148   | 583   | 1167   | 1750  |
| EKM   | 255  | 739    | 994   | 647   | 2914   | 3561  | 119     | 656    | 775   | 1021  | 4309   | 5330  |
| TSR   | 316  | 1087   | 1403  | 612   | 2842   | 3454  | 86      | 379    | 465   | 1014  | 4308   | 5322  |
| PKD   | 593  | 1136   | 1729  | 889   | 1864   | 2753  | 124     | 395    | 519   | 1606  | 3395   | 5001  |
| MLP   | 1179 | 1343   | 2522  | 2140  | 2090   | 4230  | 475     | 656    | 1131  | 3794  | 4089   | 7883  |
| KKD   | 879  | 937    | 1816  | 1567  | 1657   | 3224  | 110     | 255    | 365   | 2556  | 2849   | 5405  |
| WYD   | 356  | 417    | 773   | 234   | 351    | 585   | 14      | 47     | 61    | 604   | 815    | 1419  |
| KNR   | 765  | 806    | 1571  | 1216  | 1414   | 2630  | 54      | 192    | 246   | 2035  | 2412   | 4447  |
| KSD   | 700  | 630    | 1330  | 451   | 454    | 905   | 81      | 125    | 206   | 1232  | 1209   | 2441  |
| TOTAL | 6703 | 11152  | 17855 | 11189 | 23436  | 34625 | 1409    | 3899   | 5308  | 19301 | 38487  | 57788 |

Table IV.4

TEACHERS IN KERALA 2010-11

U.P. - Sn

| DIST  | GOVT |        |       | AIDED |        |       | UNAIDED |        |       | TOTAL |        |       |
|-------|------|--------|-------|-------|--------|-------|---------|--------|-------|-------|--------|-------|
|       | Male | Female | Total | Male  | Female | Total | Male    | Female | Total | Male  | Female | Total |
| TVM   | 464  | 1270   | 1734  | 428   | 1449   | 1877  | 45      | 523    | 568   | 937   | 3242   | 4179  |
| KLM   | 270  | 826    | 1096  | 487   | 1856   | 2343  | 34      | 240    | 274   | 791   | 2922   | 3713  |
| PTA   | 113  | 252    | 365   | 203   | 1002   | 1205  | 14      | 125    | 139   | 330   | 1379   | 1709  |
| ALP   | 145  | 607    | 752   | 335   | 1484   | 1819  | 16      | 83     | 99    | 496   | 2174   | 2670  |
| KTM   | 142  | 445    | 587   | 419   | 1647   | 2066  | 31      | 210    | 241   | 592   | 2302   | 2894  |
| IDK   | 157  | 276    | 433   | 219   | 732    | 951   | 33      | 87     | 120   | 409   | 1095   | 1504  |
| EKM   | 208  | 662    | 870   | 299   | 2222   | 2521  | 59      | 520    | 579   | 566   | 3404   | 3970  |
| TSR   | 129  | 821    | 950   | 375   | 2629   | 3004  | 43      | 315    | 358   | 547   | 3765   | 4312  |
| PKD   | 426  | 839    | 1265  | 833   | 2018   | 2851  | 64      | 264    | 328   | 1323  | 3121   | 4444  |
| MLP   | 1081 | 1047   | 2128  | 2182  | 2748   | 4930  | 254     | 537    | 791   | 3517  | 4332   | 7849  |
| KKD   | 663  | 573    | 1236  | 1808  | 2053   | 3861  | 39      | 237    | 276   | 2510  | 2863   | 5373  |
| WYD   | 281  | 323    | 604   | 263   | 416    | 679   | 11      | 33     | 44    | 555   | 772    | 1327  |
| KNR   | 416  | 470    | 886   | 1233  | 2014   | 3247  | 43      | 143    | 186   | 1692  | 2627   | 4319  |
| KSD   | 582  | 533    | 1115  | 391   | 512    | 903   | 44      | 144    | 188   | 1017  | 1189   | 2206  |
| TOTAL | 5077 | 8944   | 14021 | 9475  | 22782  | 32257 | 730     | 3461   | 4191  | 15282 | 35187  | 50469 |

Table IV.5

TEACHERS IN KERALA 2010-11

L.P. - Sn

| DIST  | GOVT |        |       | AIDED |        |       | UNAIDED |        |       | TOTAL |        |       |
|-------|------|--------|-------|-------|--------|-------|---------|--------|-------|-------|--------|-------|
|       | Male | Female | Total | Male  | Female | Total | Male    | Female | Total | Male  | Female | Total |
| TVM   | 452  | 2005   | 2457  | 264   | 1223   | 1487  | 72      | 522    | 594   | 788   | 3750   | 4538  |
| KLM   | 331  | 1545   | 1876  | 223   | 1253   | 1476  | 32      | 357    | 389   | 586   | 3155   | 3741  |
| PTA   | 139  | 846    | 985   | 137   | 892    | 1029  | 32      | 144    | 176   | 308   | 1882   | 2190  |
| ALP   | 157  | 1095   | 1252  | 190   | 1258   | 1448  | 36      | 175    | 211   | 383   | 2528   | 2911  |
| KTM   | 159  | 966    | 1125  | 199   | 1703   | 1902  | 8       | 290    | 298   | 366   | 2959   | 3325  |
| IDK   | 195  | 446    | 641   | 245   | 863    | 1108  | 4       | 97     | 101   | 444   | 1406   | 1850  |
| EKM   | 193  | 1205   | 1398  | 212   | 2222   | 2434  | 18      | 548    | 566   | 423   | 3975   | 4398  |
| TSR   | 76   | 965    | 1041  | 264   | 3383   | 3647  | 5       | 335    | 340   | 345   | 4683   | 5028  |
| PKD   | 410  | 1259   | 1669  | 808   | 2653   | 3461  | 39      | 246    | 285   | 1257  | 4158   | 5415  |
| MLP   | 1061 | 2255   | 3316  | 1784  | 3846   | 5630  | 92      | 446    | 538   | 2937  | 6547   | 9484  |
| KKD   | 642  | 927    | 1569  | 1700  | 3033   | 4733  | 29      | 200    | 229   | 2371  | 4160   | 6531  |
| WYD   | 274  | 542    | 816   | 184   | 526    | 710   | 0       | 39     | 39    | 458   | 1107   | 1565  |
| KNR   | 293  | 687    | 980   | 1408  | 3435   | 4843  | 15      | 139    | 154   | 1716  | 4261   | 5977  |
| KSD   | 480  | 924    | 1404  | 436   | 739    | 1175  | 42      | 231    | 273   | 958   | 1894   | 2852  |
| TOTAL | 4862 | 15667  | 20529 | 8054  | 27029  | 35083 | 424     | 3769   | 4193  | 13340 | 46465  | 59805 |

Table IV.6



**TEACHERS IN KERALA 2010-11**  
HIGHER SECONDARY- H Sn

| DIST         | GOVT        |             |              | AIDED       |              |              | UNAIDED    |             |             | TOTAL        |              |              |
|--------------|-------------|-------------|--------------|-------------|--------------|--------------|------------|-------------|-------------|--------------|--------------|--------------|
|              | Male        | Female      | Total        | Male        | Female       | Total        | Male       | Female      | Total       | Male         | Female       | Total        |
| TVM          | 476         | 1168        | 1644         | 390         | 1046         | 1436         | 87         | 409         | 496         | 953          | 2623         | 3576         |
| KLM          | 331         | 789         | 1120         | 466         | 1338         | 1804         | 38         | 127         | 165         | 835          | 2254         | 3089         |
| PTA          | 59          | 217         | 276          | 150         | 690          | 840          | 7          | 72          | 79          | 216          | 979          | 1195         |
| ALP          | 119         | 297         | 416          | 298         | 1026         | 1324         | 24         | 60          | 84          | 441          | 1383         | 1824         |
| KTM          | 120         | 332         | 452          | 403         | 968          | 1371         | 44         | 157         | 201         | 567          | 1457         | 2024         |
| IDK          | 83          | 171         | 254          | 171         | 410          | 581          | 42         | 88          | 130         | 296          | 669          | 965          |
| EKM          | 223         | 636         | 859          | 297         | 1311         | 1608         | 74         | 356         | 430         | 594          | 2303         | 2897         |
| TSR          | 86          | 310         | 396          | 55          | 193          | 248          | 13         | 34          | 47          | 154          | 537          | 691          |
| PKD          | 520         | 1016        | 1536         | 439         | 899          | 1338         | 56         | 181         | 237         | 1015         | 2096         | 3111         |
| MLP          | 1173        | 1332        | 2505         | 906         | 906          | 1812         | 202        | 273         | 475         | 2281         | 2511         | 4792         |
| KKD          | 847         | 888         | 1735         | 1047        | 970          | 2017         | 71         | 194         | 265         | 1965         | 2052         | 4017         |
| WYD          | 303         | 359         | 662          | 143         | 206          | 349          | 14         | 39          | 53          | 460          | 604          | 1064         |
| KNR          | 688         | 730         | 1418         | 751         | 782          | 1533         | 32         | 92          | 124         | 1471         | 1604         | 3075         |
| KSD          | 648         | 570         | 1218         | 222         | 251          | 473          | 49         | 80          | 129         | 919          | 901          | 1820         |
| <b>TOTAL</b> | <b>5676</b> | <b>8815</b> | <b>14491</b> | <b>5738</b> | <b>10996</b> | <b>16734</b> | <b>753</b> | <b>2162</b> | <b>2915</b> | <b>12167</b> | <b>21973</b> | <b>34140</b> |

**Table IV.7**  
**TEACHERS IN KERALA 2010-11**  
HIGH SCHOOL - H Sn

| DIST         | GOVT       |             |             | AIDED       |              |              | UNAIDED    |             |             | TOTAL       |              |              |
|--------------|------------|-------------|-------------|-------------|--------------|--------------|------------|-------------|-------------|-------------|--------------|--------------|
|              | Male       | Female      | Total       | Male        | Female       | Total        | Male       | Female      | Total       | Male        | Female       | Total        |
| TVM          | 168        | 444         | 612         | 223         | 646          | 869          | 40         | 134         | 174         | 431         | 1224         | 1655         |
| KLM          | 52         | 132         | 184         | 267         | 757          | 1024         | 30         | 69          | 99          | 349         | 958          | 1307         |
| PTA          | 42         | 82          | 124         | 206         | 597          | 803          | 4          | 12          | 16          | 252         | 691          | 943          |
| ALP          | 66         | 199         | 265         | 317         | 1000         | 1317         | 2          | 6           | 8           | 385         | 1205         | 1590         |
| KTM          | 21         | 55          | 76          | 350         | 994          | 1344         | 20         | 50          | 70          | 391         | 1099         | 1490         |
| IDK          | 91         | 150         | 241         | 175         | 334          | 509          | 8          | 10          | 18          | 274         | 494          | 768          |
| EKM          | 30         | 93          | 123         | 344         | 1567         | 1911         | 45         | 300         | 345         | 419         | 1960         | 2379         |
| TSR          | 220        | 771         | 991         | 550         | 2616         | 3166         | 73         | 345         | 418         | 843         | 3732         | 4575         |
| PKD          | 60         | 104         | 164         | 443         | 952          | 1395         | 68         | 214         | 282         | 571         | 1270         | 1841         |
| MLP          | 1          | 8           | 9           | 1227        | 1177         | 2404         | 273        | 383         | 656         | 1501        | 1568         | 3069         |
| KKD          | 21         | 41          | 62          | 518         | 684          | 1202         | 39         | 61          | 100         | 578         | 786          | 1364         |
| WYD          | 43         | 49          | 92          | 90          | 141          | 231          | 0          | 8           | 8           | 133         | 198          | 331          |
| KNR          | 71         | 76          | 147         | 465         | 632          | 1097         | 22         | 100         | 122         | 558         | 808          | 1366         |
| KSD          | 50         | 58          | 108         | 227         | 201          | 428          | 32         | 45          | 77          | 309         | 304          | 613          |
| <b>TOTAL</b> | <b>936</b> | <b>2262</b> | <b>3198</b> | <b>5402</b> | <b>12298</b> | <b>17700</b> | <b>656</b> | <b>1737</b> | <b>2393</b> | <b>6994</b> | <b>16297</b> | <b>23291</b> |

*Table IV.8*  
**TEACHERS IN KERALA 2010-11**

**HIGHER SECONDARY SCHOOL(EXCLUDING HIGHER SECONDARY SECTION)**

| DIST         | GOVT        |              |              | AIDED       |              |              | UNAIDED     |             |             | TOTAL        |              |              |
|--------------|-------------|--------------|--------------|-------------|--------------|--------------|-------------|-------------|-------------|--------------|--------------|--------------|
|              | Male        | Female       | Total        | Male        | Female       | Total        | Male        | Female      | Total       | Male         | Female       | Total        |
| TVM          | 691         | 1806         | 2497         | 533         | 1660         | 2193         | 113         | 907         | 1020        | 1337         | 4373         | 5710         |
| KLM          | 472         | 1272         | 1744         | 615         | 1909         | 2524         | 47          | 201         | 248         | 1134         | 3382         | 4516         |
| PTA          | 113         | 375          | 488          | 210         | 1043         | 1253         | 21          | 147         | 168         | 344          | 1565         | 1909         |
| ALP          | 163         | 483          | 646          | 396         | 1485         | 1881         | 49          | 91          | 140         | 608          | 2059         | 2667         |
| KTM          | 179         | 570          | 749          | 541         | 1501         | 2042         | 59          | 325         | 384         | 779          | 2396         | 3175         |
| IDK          | 123         | 302          | 425          | 225         | 642          | 867          | 67          | 189         | 256         | 415          | 1133         | 1548         |
| EKM          | 324         | 1081         | 1405         | 403         | 2117         | 2520         | 103         | 714         | 817         | 830          | 3912         | 4742         |
| TSR          | 100         | 484          | 584          | 60          | 234          | 294          | 27          | 74          | 101         | 187          | 792          | 979          |
| PKD          | 745         | 1489         | 2234         | 524         | 1140         | 1664         | 67          | 362         | 429         | 1336         | 2991         | 4327         |
| MLP          | 1585        | 1896         | 3481         | 1094        | 1170         | 2264         | 271         | 534         | 805         | 2950         | 3600         | 6550         |
| KKD          | 1129        | 1197         | 2326         | 1241        | 1323         | 2564         | 97          | 383         | 480         | 2467         | 2903         | 5370         |
| WYD          | 431         | 575          | 1006         | 173         | 257          | 430          | 19          | 79          | 98          | 623          | 911          | 1534         |
| KNR          | 874         | 1010         | 1884         | 859         | 966          | 1825         | 42          | 203         | 245         | 1775         | 2179         | 3954         |
| KSD          | 1019        | 1053         | 2072         | 280         | 356          | 636          | 59          | 156         | 215         | 1358         | 1565         | 2923         |
| <b>TOTAL</b> | <b>7948</b> | <b>13593</b> | <b>21541</b> | <b>7154</b> | <b>15803</b> | <b>22957</b> | <b>1041</b> | <b>4365</b> | <b>5406</b> | <b>16143</b> | <b>33761</b> | <b>49904</b> |

*Table IV.9*  
**TEACHERS IN KERALA 2010-11**

**HIGH SCHOOL**

| DIST         | GOVT        |             |             | AIDED       |              |              | UNAIDED    |             |             | TOTAL       |              |              |
|--------------|-------------|-------------|-------------|-------------|--------------|--------------|------------|-------------|-------------|-------------|--------------|--------------|
|              | Male        | Female      | Total       | Male        | Female       | Total        | Male       | Female      | Total       | Male        | Female       | Total        |
| TVM          | 243         | 790         | 1033        | 285         | 896          | 1181         | 66         | 296         | 362         | 594         | 1982         | 2576         |
| KLM          | 82          | 228         | 310         | 331         | 1083         | 1414         | 34         | 203         | 237         | 447         | 1514         | 1961         |
| PTA          | 62          | 156         | 218         | 262         | 876          | 1138         | 4          | 23          | 27          | 328         | 1055         | 1383         |
| ALP          | 102         | 399         | 501         | 448         | 1615         | 2063         | 2          | 9           | 11          | 552         | 2023         | 2575         |
| KTM          | 33          | 114         | 147         | 450         | 1641         | 2091         | 31         | 72          | 103         | 514         | 1827         | 2341         |
| IDK          | 156         | 275         | 431         | 235         | 545          | 780          | 16         | 22          | 38          | 407         | 842          | 1249         |
| EKM          | 38          | 161         | 199         | 445         | 2557         | 3002         | 56         | 545         | 601         | 539         | 3263         | 3802         |
| TSR          | 293         | 1282        | 1575        | 696         | 4020         | 4716         | 96         | 683         | 779         | 1085        | 5985         | 7070         |
| PKD          | 74          | 127         | 201         | 564         | 1373         | 1937         | 112        | 390         | 502         | 750         | 1890         | 2640         |
| MLP          | 11          | 27          | 38          | 1497        | 1498         | 2995         | 384        | 876         | 1260        | 1892        | 2401         | 4293         |
| KKD          | 28          | 52          | 80          | 646         | 967          | 1613         | 46         | 111         | 157         | 720         | 1130         | 1850         |
| WYD          | 93          | 95          | 188         | 109         | 200          | 309          | 0          | 9           | 9           | 202         | 304          | 506          |
| KNR          | 99          | 152         | 251         | 568         | 798          | 1366         | 31         | 177         | 208         | 698         | 1127         | 1825         |
| KSD          | 85          | 113         | 198         | 266         | 275          | 541          | 52         | 88          | 140         | 403         | 476          | 879          |
| <b>TOTAL</b> | <b>1399</b> | <b>3971</b> | <b>5370</b> | <b>6802</b> | <b>18344</b> | <b>25146</b> | <b>930</b> | <b>3504</b> | <b>4434</b> | <b>9131</b> | <b>25819</b> | <b>34950</b> |

**Table IV.10**  
**TEACHERS IN KERALA 2010-11**

**U . P . SCHOOL**

| DIST  | GOVT |        |       | AIDED |        |       | UNAIDED |        |       | TOTAL |        |       |
|-------|------|--------|-------|-------|--------|-------|---------|--------|-------|-------|--------|-------|
|       | Male | Female | Total | Male  | Female | Total | Male    | Female | Total | Male  | Female | Total |
| TVM   | 280  | 941    | 1221  | 277   | 831    | 1108  | 14      | 200    | 214   | 571   | 1972   | 2543  |
| KLM   | 171  | 651    | 822   | 330   | 1265   | 1595  | 32      | 179    | 211   | 533   | 2095   | 2628  |
| PTA   | 81   | 255    | 336   | 116   | 514    | 630   | 5       | 100    | 105   | 202   | 869    | 1071  |
| ALP   | 119  | 591    | 710   | 151   | 721    | 872   | 12      | 134    | 146   | 282   | 1446   | 1728  |
| KTM   | 109  | 460    | 569   | 229   | 955    | 1184  | 6       | 134    | 140   | 344   | 1549   | 1893  |
| IDK   | 116  | 235    | 351   | 156   | 605    | 761   | 4       | 36     | 40    | 276   | 876    | 1152  |
| EKM   | 162  | 629    | 791   | 136   | 1137   | 1273  | 27      | 245    | 272   | 325   | 2011   | 2336  |
| TSR   | 71   | 515    | 586   | 290   | 2214   | 2504  | 10      | 143    | 153   | 371   | 2872   | 3243  |
| PKD   | 291  | 773    | 1064  | 840   | 2260   | 3100  | 37      | 77     | 114   | 1168  | 3110   | 4278  |
| MLP   | 916  | 1191   | 2107  | 2192  | 3293   | 5485  | 128     | 151    | 279   | 3236  | 4635   | 7871  |
| KKD   | 575  | 635    | 1210  | 1922  | 2490   | 4412  | 17      | 129    | 146   | 2514  | 3254   | 5768  |
| WYD   | 205  | 285    | 490   | 295   | 571    | 866   | 6       | 26     | 32    | 506   | 882    | 1388  |
| KNR   | 318  | 486    | 804   | 1341  | 2850   | 4191  | 31      | 51     | 82    | 1690  | 3387   | 5077  |
| KSD   | 370  | 481    | 851   | 473   | 651    | 1124  | 26      | 130    | 156   | 869   | 1262   | 2131  |
| TOTAL | 3784 | 8128   | 11912 | 8748  | 20357  | 29105 | 355     | 1735   | 2090  | 12887 | 30220  | 43107 |

**Table IV.11**  
**TEACHERS IN KERALA 2010-11**

**L .P .SCHOOL**

| DIST         | GOVT        |             |              | AIDED       |              |              | UNAIDED    |             |             | TOTAL       |              |              |
|--------------|-------------|-------------|--------------|-------------|--------------|--------------|------------|-------------|-------------|-------------|--------------|--------------|
|              | Male        | Female      | Total        | Male        | Female       | Total        | Male       | Female      | Total       | Male        | Female       | Total        |
| TVM          | 330         | 1315        | 1645         | 209         | 925          | 1134         | 51         | 185         | 236         | 590         | 2425         | 3015         |
| KLM          | 256         | 1131        | 1387         | 167         | 939          | 1106         | 21         | 210         | 231         | 444         | 2280         | 2724         |
| PTA          | 97          | 602         | 699          | 108         | 748          | 856          | 27         | 83          | 110         | 232         | 1433         | 1665         |
| ALP          | 103         | 725         | 828          | 136         | 904          | 1040         | 15         | 90          | 105         | 254         | 1719         | 1973         |
| KTM          | 112         | 638         | 750          | 144         | 1175         | 1319         | 7          | 176         | 183         | 263         | 1989         | 2252         |
| IDK          | 131         | 231         | 362          | 194         | 547          | 741          | 0          | 35          | 35          | 325         | 813          | 1138         |
| EKM          | 128         | 705         | 833          | 166         | 1506         | 1672         | 10         | 220         | 230         | 304         | 2431         | 2735         |
| TSR          | 47          | 586         | 633          | 197         | 2335         | 2532         | 1          | 129         | 130         | 245         | 3050         | 3295         |
| PKD          | 292         | 810         | 1102         | 595         | 1741         | 2336         | 11         | 76          | 87          | 898         | 2627         | 3525         |
| MLP          | 804         | 1528        | 2332         | 1314        | 2712         | 4026         | 38         | 78          | 116         | 2156        | 4318         | 6474         |
| KKD          | 435         | 538         | 973          | 1264        | 1945         | 3209         | 18         | 69          | 87          | 1717        | 2552         | 4269         |
| WYD          | 172         | 318         | 490          | 96          | 235          | 331          | 0          | 5           | 5           | 268         | 558          | 826          |
| KNR          | 172         | 308         | 480          | 1089        | 2249         | 3338         | 8          | 43          | 51          | 1269        | 2600         | 3869         |
| KSD          | 286         | 438         | 724          | 257         | 421          | 678          | 30         | 126         | 156         | 573         | 985          | 1558         |
| <b>TOTAL</b> | <b>3365</b> | <b>9873</b> | <b>13238</b> | <b>5936</b> | <b>18382</b> | <b>24318</b> | <b>237</b> | <b>1525</b> | <b>1762</b> | <b>9538</b> | <b>29780</b> | <b>39318</b> |

**Table IV.12**  
**TEACHERS IN KERALA 2010-11**

T.T.I

| DIST         | GOVT       |            |            | AIDED     |            |            | UNAIDED  |          |          | TOTAL      |            |            |
|--------------|------------|------------|------------|-----------|------------|------------|----------|----------|----------|------------|------------|------------|
|              | Male       | Female     | Total      | Male      | Female     | Total      | Male     | Female   | Total    | Male       | Female     | Total      |
| TVM          | 26         | 43         | 69         | 6         | 68         | 74         | 0        | 0        | 0        | 32         | 111        | 143        |
| KLM          | 6          | 12         | 18         | 8         | 16         | 24         | 0        | 0        | 0        | 14         | 28         | 42         |
| PTA          | 0          | 9          | 9          | 0         | 0          | 0          | 0        | 0        | 0        | 0          | 9          | 9          |
| ALP          | 6          | 7          | 13         | 13        | 63         | 76         | 0        | 0        | 0        | 19         | 70         | 89         |
| KTM          | 9          | 16         | 25         | 7         | 40         | 47         | 0        | 0        | 0        | 16         | 56         | 72         |
| IDK          | 13         | 4          | 17         | 0         | 0          | 0          | 0        | 0        | 0        | 13         | 4          | 17         |
| EKM          | 4          | 30         | 34         | 8         | 41         | 49         | 0        | 0        | 0        | 12         | 71         | 83         |
| TSR          | 10         | 6          | 16         | 8         | 51         | 59         | 0        | 0        | 0        | 18         | 57         | 75         |
| PKD          | 27         | 35         | 62         | 7         | 21         | 28         | 0        | 0        | 0        | 34         | 56         | 90         |
| MLP          | 5          | 3          | 8          | 9         | 11         | 20         | 0        | 0        | 0        | 14         | 14         | 28         |
| KKD          | 17         | 15         | 32         | 2         | 18         | 20         | 0        | 0        | 0        | 19         | 33         | 52         |
| WYD          | 10         | 9          | 19         | 8         | 30         | 38         | 0        | 0        | 0        | 18         | 39         | 57         |
| KNR          | 11         | 7          | 18         | 0         | 0          | 0          | 0        | 0        | 0        | 11         | 7          | 18         |
| KSD          | 2          | 2          | 4          | 2         | 2          | 4          | 0        | 0        | 0        | 4          | 4          | 8          |
| <b>TOTAL</b> | <b>146</b> | <b>198</b> | <b>344</b> | <b>78</b> | <b>361</b> | <b>439</b> | <b>0</b> | <b>0</b> | <b>0</b> | <b>224</b> | <b>559</b> | <b>783</b> |

**Table IV.13**  
**TEACHERS IN KERALA 2010-11**  
**GOVERNMENT**

| DIST         | HEADMASTER |            |             | H.S.A        | UPSA         | LPSA         | LANGUAGE TEACHERS | SPECIAL TEACHERS | TOTAL        |
|--------------|------------|------------|-------------|--------------|--------------|--------------|-------------------|------------------|--------------|
|              | H S        | UPS        | LPS         |              |              |              |                   |                  |              |
| TVM          | 124        | 98         | 299         | 1379         | 1305         | 2040         | 997               | 223              | 6465         |
| KLM          | 74         | 61         | 267         | 753          | 790          | 1393         | 706               | 237              | 4281         |
| PTA          | 48         | 41         | 165         | 211          | 246          | 792          | 186               | 61               | 1750         |
| ALP          | 57         | 65         | 188         | 392          | 538          | 1009         | 361               | 88               | 2698         |
| KTM          | 58         | 65         | 167         | 265          | 392          | 905          | 280               | 108              | 2240         |
| IDK          | 39         | 36         | 75          | 301          | 322          | 550          | 213               | 50               | 1586         |
| EKM          | 87         | 91         | 181         | 516          | 599          | 1170         | 465               | 153              | 3262         |
| TSR          | 85         | 55         | 116         | 792          | 727          | 857          | 551               | 211              | 3394         |
| PKD          | 65         | 63         | 192         | 1093         | 969          | 1337         | 795               | 149              | 4663         |
| MLP          | 82         | 105        | 341         | 1510         | 1564         | 2505         | 1637              | 222              | 7966         |
| KKD          | 71         | 73         | 179         | 1118         | 903          | 1233         | 871               | 173              | 4621         |
| WYD          | 42         | 32         | 92          | 424          | 449          | 656          | 424               | 74               | 2193         |
| KNR          | 81         | 73         | 101         | 894          | 627          | 804          | 676               | 181              | 3437         |
| KSD          | 72         | 72         | 136         | 801          | 850          | 1155         | 658               | 105              | 3849         |
| <b>TOTAL</b> | <b>985</b> | <b>930</b> | <b>2499</b> | <b>10449</b> | <b>10281</b> | <b>16406</b> | <b>8820</b>       | <b>2035</b>      | <b>52405</b> |



**Table IV.14**  
**TEACHERS IN KERALA 2010-11**

**AIDED**

| DIST         | HEADMASTER  |             |             | H.S.A        | UPSA         | LPSA         | LANGUAGE TEACHERS | SPECIAL TEACHERS | TOTAL         |
|--------------|-------------|-------------|-------------|--------------|--------------|--------------|-------------------|------------------|---------------|
|              | H S         | UPS         | LPS         |              |              |              |                   |                  |               |
| TVM          | 99          | 101         | 181         | 1403         | 1365         | 1238         | 1038              | 265              | 5690          |
| KLM          | 133         | 137         | 169         | 1663         | 1586         | 1183         | 1433              | 359              | 6663          |
| PTA          | 110         | 84          | 229         | 959          | 838          | 777          | 728               | 152              | 3877          |
| ALP          | 133         | 76          | 192         | 1591         | 1364         | 1186         | 1099              | 291              | 5932          |
| KTM          | 177         | 129         | 264         | 1583         | 1504         | 1599         | 1120              | 307              | 6683          |
| IDK          | 67          | 60          | 119         | 650          | 677          | 949          | 520               | 107              | 3149          |
| EKM          | 185         | 101         | 260         | 2071         | 1962         | 2067         | 1432              | 438              | 8516          |
| TSR          | 158         | 160         | 380         | 1966         | 2131         | 3043         | 1805              | 462              | 10105         |
| PKD          | 84          | 158         | 345         | 1719         | 1947         | 2737         | 1776              | 299              | 9065          |
| MLP          | 146         | 216         | 465         | 2645         | 3325         | 4323         | 3274              | 396              | 14790         |
| KKD          | 104         | 238         | 526         | 1958         | 2401         | 3591         | 2496              | 504              | 11818         |
| WYD          | 32          | 43          | 50          | 337          | 453          | 607          | 377               | 75               | 1974          |
| KNR          | 82          | 276         | 602         | 1605         | 1856         | 3705         | 2153              | 441              | 10720         |
| KSD          | 35          | 71          | 107         | 545          | 599          | 960          | 586               | 80               | 2983          |
| <b>TOTAL</b> | <b>1545</b> | <b>1850</b> | <b>3889</b> | <b>20695</b> | <b>22008</b> | <b>27965</b> | <b>19837</b>      | <b>4176</b>      | <b>101965</b> |

**Table IV.15**  
**TEACHERS IN KERALA 2010-11**  
**UNAIDED**

| DIST         | HEADMASTER |            |            | H.S.A       | UPSA        | LPSA        | LANGUAGE TEACHERS | SPECIAL TEACHERS | TOTAL        |
|--------------|------------|------------|------------|-------------|-------------|-------------|-------------------|------------------|--------------|
|              | H S        | UPS        | LPS        |             |             |             |                   |                  |              |
| TVM          | 40         | 20         | 22         | 380         | 325         | 518         | 380               | 147              | 1832         |
| KLM          | 16         | 15         | 24         | 148         | 164         | 313         | 203               | 44               | 927          |
| PTA          | 7          | 10         | 16         | 59          | 88          | 155         | 58                | 17               | 410          |
| ALP          | 8          | 8          | 13         | 51          | 60          | 180         | 65                | 17               | 402          |
| KTM          | 21         | 10         | 24         | 149         | 129         | 237         | 161               | 79               | 810          |
| IDK          | 10         | 4          | 4          | 90          | 69          | 87          | 65                | 40               | 369          |
| EKM          | 52         | 20         | 27         | 432         | 319         | 474         | 393               | 203              | 1920         |
| TSR          | 29         | 13         | 21         | 253         | 225         | 296         | 182               | 144              | 1163         |
| PKD          | 33         | 6          | 12         | 308         | 211         | 245         | 222               | 95               | 1132         |
| MLP          | 73         | 16         | 15         | 658         | 505         | 473         | 580               | 140              | 2460         |
| KKD          | 22         | 11         | 12         | 213         | 184         | 203         | 146               | 79               | 870          |
| WYD          | 5          | 2          | 1          | 36          | 21          | 37          | 30                | 12               | 144          |
| KNR          | 21         | 7          | 6          | 150         | 125         | 135         | 111               | 31               | 586          |
| KSD          | 17         | 12         | 15         | 120         | 126         | 232         | 103               | 42               | 667          |
| <b>TOTAL</b> | <b>354</b> | <b>154</b> | <b>212</b> | <b>3047</b> | <b>2551</b> | <b>3585</b> | <b>2699</b>       | <b>1090</b>      | <b>13692</b> |

**Table IV.16**  
**TEACHERS IN KERALA 2010-11**

**TOTAL**

| DIST         | HEADMASTER  |             |             | H.S.A        | UPSA         | LPSA         | LANGUAGE TEACHERS | SPECIAL TEACHERS | TOTAL         |
|--------------|-------------|-------------|-------------|--------------|--------------|--------------|-------------------|------------------|---------------|
|              | H S         | UPS         | LPS         |              |              |              |                   |                  |               |
| TVM          | 263         | 219         | 502         | 3162         | 2995         | 3796         | 2415              | 635              | 13987         |
| KLM          | 223         | 213         | 460         | 2564         | 2540         | 2889         | 2342              | 640              | 11871         |
| PTA          | 165         | 135         | 410         | 1229         | 1172         | 1724         | 972               | 230              | 6037          |
| ALP          | 198         | 149         | 393         | 2034         | 1962         | 2375         | 1525              | 396              | 9032          |
| KTM          | 256         | 204         | 455         | 1997         | 2025         | 2741         | 1561              | 494              | 9733          |
| IDK          | 116         | 100         | 198         | 1041         | 1068         | 1586         | 798               | 197              | 5104          |
| EKM          | 324         | 212         | 468         | 3019         | 2880         | 3711         | 2290              | 794              | 13698         |
| TSR          | 272         | 228         | 517         | 3011         | 3083         | 4196         | 2538              | 817              | 14662         |
| PKD          | 182         | 227         | 549         | 3120         | 3127         | 4319         | 2793              | 543              | 14860         |
| MLP          | 301         | 337         | 821         | 4813         | 5394         | 7301         | 5491              | 758              | 25216         |
| KKD          | 197         | 322         | 717         | 3289         | 3488         | 5027         | 3513              | 756              | 17309         |
| WYD          | 79          | 77          | 143         | 797          | 923          | 1300         | 831               | 161              | 4311          |
| KNR          | 184         | 356         | 709         | 2649         | 2608         | 4644         | 2940              | 653              | 14743         |
| KSD          | 124         | 155         | 258         | 1466         | 1575         | 2347         | 1347              | 227              | 7499          |
| <b>TOTAL</b> | <b>2884</b> | <b>2934</b> | <b>6600</b> | <b>34191</b> | <b>34840</b> | <b>47956</b> | <b>31356</b>      | <b>7301</b>      | <b>168062</b> |

**Table IV.17**

**LANGUAGE TEACHERS IN KERALA 2010-11**

**GOVERNMENT**

| DIST         | Malayalam  |             | Hindi      |             | Tamil     |           | Sanskrit   |            | Arabic      |            | Kannada   |           | Urudu      |           | Others    |            | TOTAL       |             |
|--------------|------------|-------------|------------|-------------|-----------|-----------|------------|------------|-------------|------------|-----------|-----------|------------|-----------|-----------|------------|-------------|-------------|
|              | M          | F           | M          | F           | M         | F         | M          | F          | M           | F          | M         | F         | M          | F         | M         | F          | M           | F           |
| TVM          | 141        | 239         | 82         | 309         | 1         | 5         | 13         | 39         | 74          | 94         | 0         | 0         | 0          | 0         | 0         | 0          | 311         | 686         |
| KLM          | 51         | 138         | 56         | 183         | 1         | 6         | 10         | 40         | 79          | 87         | 0         | 0         | 0          | 0         | 17        | 38         | 214         | 492         |
| PTA          | 15         | 43          | 20         | 74          | 0         | 0         | 7          | 4          | 11          | 7          | 0         | 0         | 0          | 0         | 1         | 4          | 54          | 132         |
| ALP          | 21         | 79          | 36         | 121         | 2         | 4         | 6          | 21         | 28          | 30         | 0         | 0         | 0          | 0         | 3         | 10         | 96          | 265         |
| KTM          | 23         | 52          | 22         | 124         | 0         | 0         | 2          | 17         | 10          | 4          | 0         | 0         | 0          | 0         | 5         | 21         | 62          | 218         |
| IDK          | 28         | 53          | 17         | 73          | 4         | 11        | 3          | 6          | 10          | 7          | 0         | 0         | 0          | 1         | 0         | 0          | 62          | 151         |
| EKM          | 35         | 99          | 38         | 174         | 0         | 0         | 11         | 26         | 23          | 41         | 0         | 0         | 0          | 0         | 3         | 15         | 110         | 355         |
| TSR          | 33         | 118         | 35         | 198         | 0         | 0         | 13         | 65         | 25          | 58         | 0         | 0         | 2          | 4         | 0         | 0          | 108         | 443         |
| PKD          | 73         | 162         | 45         | 211         | 15        | 28        | 17         | 24         | 115         | 92         | 0         | 1         | 6          | 2         | 3         | 1          | 274         | 521         |
| MLP          | 158        | 161         | 131        | 265         | 0         | 0         | 9          | 31         | 458         | 306        | 0         | 0         | 61         | 36        | 9         | 12         | 826         | 811         |
| KKD          | 129        | 124         | 107        | 168         | 0         | 0         | 9          | 27         | 184         | 81         | 0         | 0         | 20         | 21        | 1         | 0          | 450         | 421         |
| WYD          | 48         | 59          | 53         | 74          | 3         | 0         | 8          | 11         | 50          | 33         | 17        | 18        | 17         | 9         | 13        | 11         | 209         | 215         |
| KNR          | 111        | 125         | 61         | 174         | 0         | 0         | 10         | 26         | 107         | 37         | 0         | 1         | 10         | 14        | 0         | 0          | 299         | 377         |
| KSD          | 82         | 71          | 81         | 155         | 0         | 0         | 14         | 12         | 118         | 70         | 15        | 28        | 8          | 4         | 0         | 0          | 318         | 340         |
| <b>TOTAL</b> | <b>948</b> | <b>1523</b> | <b>784</b> | <b>2303</b> | <b>26</b> | <b>54</b> | <b>132</b> | <b>349</b> | <b>1292</b> | <b>947</b> | <b>32</b> | <b>48</b> | <b>124</b> | <b>91</b> | <b>55</b> | <b>112</b> | <b>3393</b> | <b>5427</b> |

*Table IV.18*

## LANGUAGE TEACHERS IN KERALA 2010-11

### AIDED

| DIST         | Malayalam   |             | Hindi       |             | Tamil     |           | Sanskrit   |             | Arabic      |             | Kannada   |           | Urudu      |            | Others    |           | TOTAL       |              |
|--------------|-------------|-------------|-------------|-------------|-----------|-----------|------------|-------------|-------------|-------------|-----------|-----------|------------|------------|-----------|-----------|-------------|--------------|
|              | M           | F           | M           | F           | M         | F         | M          | F           | M           | F           | M         | F         | M          | F          | M         | F         | M           | F            |
| TVM          | 75          | 294         | 103         | 283         | 3         | 1         | 37         | 84          | 58          | 98          | 0         | 0         | 0          | 1          | 1         | 0         | 277         | 761          |
| KLM          | 76          | 323         | 122         | 367         | 0         | 0         | 50         | 192         | 94          | 150         | 0         | 0         | 16         | 22         | 14        | 7         | 372         | 1061         |
| PTA          | 42          | 220         | 57          | 246         | 0         | 0         | 31         | 93          | 10          | 19          | 0         | 0         | 0          | 0          | 1         | 9         | 141         | 587          |
| ALP          | 70          | 333         | 69          | 351         | 0         | 0         | 40         | 105         | 46          | 71          | 0         | 0         | 2          | 1          | 6         | 5         | 233         | 866          |
| KTM          | 132         | 299         | 107         | 382         | 0         | 1         | 41         | 85          | 18          | 29          | 1         | 0         | 2          | 2          | 8         | 13        | 309         | 811          |
| IDK          | 37          | 139         | 49          | 146         | 12        | 25        | 11         | 61          | 14          | 25          | 0         | 0         | 0          | 1          | 0         | 0         | 123         | 397          |
| EKM          | 64          | 440         | 66          | 512         | 0         | 0         | 37         | 135         | 41          | 113         | 0         | 0         | 7          | 1          | 2         | 14        | 217         | 1215         |
| TSR          | 51          | 405         | 72          | 531         | 0         | 0         | 44         | 254         | 83          | 236         | 0         | 0         | 39         | 90         | 0         | 0         | 289         | 1516         |
| PKD          | 101         | 241         | 162         | 353         | 8         | 20        | 59         | 138         | 238         | 257         | 0         | 0         | 77         | 86         | 19        | 17        | 664         | 1112         |
| MLP          | 235         | 227         | 340         | 445         | 0         | 0         | 63         | 135         | 828         | 688         | 0         | 0         | 218        | 86         | 5         | 4         | 1689        | 1585         |
| KKD          | 198         | 215         | 303         | 342         | 0         | 0         | 101        | 166         | 552         | 337         | 0         | 0         | 159        | 121        | 2         | 0         | 1315        | 1181         |
| WYD          | 24          | 61          | 48          | 81          | 0         | 0         | 22         | 23          | 38          | 30          | 0         | 0         | 21         | 19         | 3         | 7         | 156         | 221          |
| KNR          | 148         | 214         | 199         | 370         | 0         | 0         | 96         | 194         | 477         | 177         | 0         | 0         | 154        | 124        | 0         | 0         | 1074        | 1079         |
| KSD          | 39          | 50          | 59          | 109         | 0         | 0         | 38         | 41          | 98          | 57          | 21        | 22        | 34         | 18         | 0         | 0         | 289         | 297          |
| <b>TOTAL</b> | <b>1292</b> | <b>3461</b> | <b>1756</b> | <b>4518</b> | <b>23</b> | <b>47</b> | <b>670</b> | <b>1706</b> | <b>2595</b> | <b>2287</b> | <b>22</b> | <b>22</b> | <b>729</b> | <b>572</b> | <b>61</b> | <b>76</b> | <b>7148</b> | <b>12689</b> |

*Table IV.19*

**LANGUAGE TEACHERS IN KERALA 2010-11**

**UNAIDED**

| DIST         | Malayalam  |            | Hindi      |            | Tamil    |           | Sanskrit  |           | Arabic     |            | Kannada  |          | Urudu    |           | Others    |            | TOTAL      |             |
|--------------|------------|------------|------------|------------|----------|-----------|-----------|-----------|------------|------------|----------|----------|----------|-----------|-----------|------------|------------|-------------|
|              | M          | F          | M          | F          | M        | F         | M         | F         | M          | F          | M        | F        | M        | F         | M         | F          | M          | F           |
| TVM          | 20         | 188        | 9          | 142        | 0        | 1         | 3         | 2         | 4          | 11         | 0        | 0        | 0        | 0         | 0         | 0          | 36         | 344         |
| KLM          | 10         | 63         | 12         | 52         | 0        | 12        | 0         | 1         | 0          | 2          | 0        | 0        | 0        | 1         | 5         | 45         | 27         | 176         |
| PTA          | 1          | 26         | 1          | 25         | 0        | 0         | 0         | 0         | 0          | 0          | 0        | 0        | 0        | 0         | 1         | 4          | 3          | 55          |
| ALP          | 6          | 19         | 5          | 19         | 0        | 0         | 0         | 2         | 3          | 2          | 0        | 0        | 0        | 0         | 0         | 9          | 14         | 51          |
| KTM          | 11         | 60         | 5          | 51         | 0        | 0         | 0         | 1         | 0          | 1          | 0        | 0        | 0        | 0         | 3         | 29         | 19         | 142         |
| IDK          | 2          | 20         | 16         | 22         | 0        | 4         | 0         | 1         | 0          | 0          | 0        | 0        | 0        | 0         | 0         | 0          | 18         | 47          |
| EKM          | 17         | 140        | 10         | 116        | 0        | 0         | 1         | 13        | 5          | 29         | 0        | 0        | 0        | 8         | 0         | 54         | 33         | 360         |
| TSR          | 8          | 71         | 7          | 70         | 0        | 0         | 1         | 8         | 6          | 11         | 0        | 0        | 0        | 0         | 0         | 0          | 22         | 160         |
| PKD          | 10         | 76         | 12         | 58         | 0        | 7         | 1         | 12        | 12         | 33         | 0        | 0        | 1        | 0         | 0         | 0          | 36         | 186         |
| MLP          | 34         | 145        | 53         | 113        | 0        | 0         | 1         | 2         | 103        | 91         | 0        | 0        | 6        | 3         | 8         | 21         | 205        | 375         |
| KKD          | 9          | 32         | 6          | 56         | 0        | 0         | 2         | 2         | 15         | 20         | 0        | 0        | 0        | 0         | 1         | 3          | 33         | 113         |
| WYD          | 2          | 11         | 2          | 10         | 0        | 0         | 0         | 1         | 0          | 1          | 0        | 0        | 0        | 0         | 1         | 2          | 5          | 25          |
| KNR          | 3          | 35         | 3          | 40         | 0        | 0         | 1         | 1         | 10         | 18         | 0        | 0        | 0        | 0         | 0         | 0          | 17         | 94          |
| KSD          | 7          | 15         | 12         | 20         | 0        | 0         | 0         | 7         | 14         | 25         | 0        | 2        | 1        | 0         | 0         | 0          | 34         | 69          |
| <b>TOTAL</b> | <b>140</b> | <b>901</b> | <b>153</b> | <b>794</b> | <b>0</b> | <b>24</b> | <b>10</b> | <b>53</b> | <b>172</b> | <b>244</b> | <b>0</b> | <b>2</b> | <b>8</b> | <b>12</b> | <b>19</b> | <b>167</b> | <b>502</b> | <b>2197</b> |

*Table IV.20*

## LANGUAGE TEACHERS IN KERALA 2010-11

### TOTAL

| DIST         | Malayalam   |             | Hindi       |             | Tamil     |            | Sanskrit   |             | Arabic      |             | Kannada   |           | Urudu      |            | Others     |            | TOTAL        |              |
|--------------|-------------|-------------|-------------|-------------|-----------|------------|------------|-------------|-------------|-------------|-----------|-----------|------------|------------|------------|------------|--------------|--------------|
|              | M           | F           | M           | F           | M         | F          | M          | F           | M           | F           | M         | F         | M          | F          | M          | F          | M            | F            |
| TVM          | 236         | 721         | 194         | 734         | 4         | 7          | 53         | 125         | 136         | 203         | 0         | 0         | 0          | 1          | 1          | 0          | 624          | 1791         |
| KLM          | 137         | 524         | 190         | 602         | 1         | 18         | 60         | 233         | 173         | 239         | 0         | 0         | 16         | 23         | 36         | 90         | 613          | 1729         |
| PTA          | 58          | 289         | 78          | 345         | 0         | 0          | 38         | 97          | 21          | 26          | 0         | 0         | 0          | 0          | 3          | 17         | 198          | 774          |
| ALP          | 97          | 431         | 110         | 491         | 2         | 4          | 46         | 128         | 77          | 103         | 0         | 0         | 2          | 1          | 9          | 24         | 343          | 1182         |
| KTM          | 166         | 411         | 134         | 557         | 0         | 1          | 43         | 103         | 28          | 34          | 1         | 0         | 2          | 2          | 16         | 63         | 390          | 1171         |
| IDK          | 67          | 212         | 82          | 241         | 16        | 40         | 14         | 68          | 24          | 32          | 0         | 0         | 0          | 2          | 0          | 0          | 203          | 595          |
| EKM          | 116         | 679         | 114         | 802         | 0         | 0          | 49         | 174         | 69          | 183         | 0         | 0         | 7          | 9          | 5          | 83         | 360          | 1930         |
| TSR          | 92          | 594         | 114         | 799         | 0         | 0          | 58         | 327         | 114         | 305         | 0         | 0         | 41         | 94         | 0          | 0          | 419          | 2119         |
| PKD          | 184         | 479         | 219         | 622         | 23        | 55         | 77         | 174         | 365         | 382         | 0         | 1         | 84         | 88         | 22         | 18         | 974          | 1819         |
| MLP          | 427         | 533         | 524         | 823         | 0         | 0          | 73         | 168         | 1389        | 1085        | 0         | 0         | 285        | 125        | 22         | 37         | 2720         | 2771         |
| KKD          | 336         | 371         | 416         | 566         | 0         | 0          | 112        | 195         | 751         | 438         | 0         | 0         | 179        | 142        | 4          | 3          | 1798         | 1715         |
| WYD          | 74          | 131         | 103         | 165         | 3         | 0          | 30         | 35          | 88          | 64          | 17        | 18        | 38         | 28         | 17         | 20         | 370          | 461          |
| KNR          | 262         | 374         | 263         | 584         | 0         | 0          | 107        | 221         | 594         | 232         | 0         | 1         | 164        | 138        | 0          | 0          | 1390         | 1550         |
| KSD          | 128         | 136         | 152         | 284         | 0         | 0          | 52         | 60          | 230         | 152         | 36        | 52        | 43         | 22         | 0          | 0          | 641          | 706          |
| <b>TOTAL</b> | <b>2380</b> | <b>5885</b> | <b>2693</b> | <b>7615</b> | <b>49</b> | <b>125</b> | <b>812</b> | <b>2108</b> | <b>4059</b> | <b>3478</b> | <b>54</b> | <b>72</b> | <b>861</b> | <b>675</b> | <b>135</b> | <b>355</b> | <b>11043</b> | <b>20313</b> |

*Table IV.21*

**SPECIAL TEACHERS IN KERALA 2010-11  
GOVERNMENT**

| DIST         | Physical Edn |            | Drawing    |           | Craft     |           | Music/Dance |            | Sewing/NW |            | Cutting Tailoring |          | Others    |           | TOTAL       |             |
|--------------|--------------|------------|------------|-----------|-----------|-----------|-------------|------------|-----------|------------|-------------------|----------|-----------|-----------|-------------|-------------|
|              | M            | F          | M          | F         | M         | F         | M           | F          | M         | F          | M                 | F        | M         | F         | M           | F           |
| TVM          | 56           | 39         | 27         | 10        | 6         | 1         | 16          | 30         | 1         | 36         | 0                 | 1        | 0         | 0         | 106         | 117         |
| KLM          | 41           | 17         | 29         | 7         | 3         | 2         | 15          | 46         | 0         | 75         | 0                 | 0        | 1         | 1         | 89          | 148         |
| PTA          | 6            | 13         | 13         | 0         | 0         | 0         | 5           | 8          | 0         | 12         | 0                 | 0        | 3         | 1         | 27          | 34          |
| ALP          | 17           | 15         | 10         | 5         | 2         | 0         | 4           | 17         | 1         | 11         | 0                 | 0        | 6         | 0         | 40          | 48          |
| KTM          | 14           | 19         | 10         | 4         | 2         | 2         | 14          | 13         | 0         | 24         | 0                 | 0        | 6         | 0         | 46          | 62          |
| IDK          | 14           | 6          | 13         | 1         | 0         | 0         | 1           | 3          | 0         | 4          | 0                 | 0        | 0         | 8         | 28          | 22          |
| EKM          | 37           | 36         | 34         | 4         | 0         | 0         | 6           | 23         | 1         | 9          | 0                 | 0        | 2         | 1         | 80          | 73          |
| TSR          | 42           | 27         | 15         | 13        | 0         | 3         | 1           | 22         | 0         | 26         | 0                 | 0        | 10        | 52        | 68          | 143         |
| PKD          | 52           | 16         | 23         | 3         | 0         | 3         | 12          | 17         | 1         | 22         | 0                 | 0        | 0         | 0         | 88          | 61          |
| MLP          | 70           | 30         | 32         | 5         | 2         | 0         | 11          | 28         | 1         | 37         | 0                 | 0        | 6         | 0         | 122         | 100         |
| KKD          | 50           | 21         | 24         | 7         | 1         | 4         | 11          | 17         | 1         | 27         | 0                 | 2        | 7         | 1         | 94          | 79          |
| WYD          | 14           | 16         | 18         | 1         | 0         | 0         | 9           | 4          | 0         | 12         | 0                 | 0        | 0         | 0         | 41          | 33          |
| KNR          | 52           | 29         | 50         | 6         | 5         | 1         | 4           | 19         | 0         | 15         | 0                 | 0        | 0         | 0         | 111         | 70          |
| KSD          | 46           | 19         | 26         | 5         | 0         | 0         | 3           | 3          | 0         | 3          | 0                 | 0        | 0         | 0         | 75          | 30          |
| <b>TOTAL</b> | <b>511</b>   | <b>303</b> | <b>324</b> | <b>71</b> | <b>21</b> | <b>16</b> | <b>112</b>  | <b>250</b> | <b>6</b>  | <b>313</b> | <b>0</b>          | <b>3</b> | <b>41</b> | <b>64</b> | <b>1015</b> | <b>1020</b> |



*Table IV.22*  
**SPECIAL TEACHERS IN KERALA 2010-11**  
**AIDED**

| DIST         | Physical Edn |            | Drawing    |            | Craft     |            | Music/ Dance |            | Sewing/NW |            | Cutting Tailoring |          | Others    |           | TOTAL       |             |
|--------------|--------------|------------|------------|------------|-----------|------------|--------------|------------|-----------|------------|-------------------|----------|-----------|-----------|-------------|-------------|
|              | M            | F          | M          | F          | M         | F          | M            | F          | M         | F          | M                 | F        | M         | F         | M           | F           |
| TVM          | 83           | 24         | 44         | 16         | 4         | 4          | 6            | 28         | 0         | 55         | 0                 | 1        | 0         | 0         | 137         | 128         |
| KLM          | 113          | 17         | 40         | 38         | 2         | 3          | 9            | 43         | 0         | 93         | 0                 | 0        | 1         | 0         | 165         | 194         |
| PTA          | 58           | 13         | 15         | 14         | 0         | 1          | 6            | 16         | 0         | 29         | 0                 | 0        | 0         | 0         | 79          | 73          |
| ALP          | 92           | 34         | 51         | 14         | 0         | 3          | 15           | 24         | 1         | 56         | 0                 | 0        | 0         | 1         | 159         | 132         |
| KTM          | 84           | 51         | 39         | 16         | 0         | 6          | 12           | 38         | 0         | 35         | 0                 | 0        | 8         | 18        | 143         | 164         |
| IDK          | 33           | 18         | 16         | 8          | 0         | 1          | 4            | 13         | 0         | 11         | 0                 | 0        | 1         | 2         | 54          | 53          |
| EKM          | 112          | 73         | 55         | 23         | 0         | 7          | 20           | 66         | 1         | 79         | 0                 | 0        | 0         | 2         | 188         | 250         |
| TSR          | 105          | 66         | 50         | 30         | 0         | 7          | 1            | 65         | 2         | 73         | 0                 | 0        | 7         | 56        | 165         | 297         |
| PKD          | 93           | 20         | 41         | 11         | 2         | 8          | 13           | 39         | 2         | 61         | 0                 | 1        | 4         | 4         | 155         | 144         |
| MLP          | 155          | 21         | 57         | 5          | 1         | 5          | 23           | 31         | 0         | 98         | 0                 | 0        | 0         | 0         | 236         | 160         |
| KKD          | 181          | 27         | 68         | 8          | 26        | 20         | 29           | 30         | 0         | 112        | 0                 | 2        | 1         | 0         | 305         | 199         |
| WYD          | 39           | 4          | 8          | 6          | 0         | 0          | 2            | 5          | 1         | 10         | 0                 | 0        | 0         | 0         | 50          | 25          |
| KNR          | 116          | 30         | 61         | 8          | 27        | 37         | 14           | 26         | 0         | 120        | 0                 | 2        | 0         | 0         | 218         | 223         |
| KSD          | 32           | 5          | 24         | 3          | 0         | 1          | 2            | 4          | 1         | 8          | 0                 | 0        | 0         | 0         | 59          | 21          |
| <b>TOTAL</b> | <b>1296</b>  | <b>403</b> | <b>569</b> | <b>200</b> | <b>62</b> | <b>103</b> | <b>156</b>   | <b>428</b> | <b>8</b>  | <b>840</b> | <b>0</b>          | <b>6</b> | <b>22</b> | <b>83</b> | <b>2113</b> | <b>2063</b> |

*Table IV.23*  
**SPECIAL TEACHERS IN KERALA 2010-11**  
**UNAIDED**

| DIST         | Physical Edn |            | Drawing   |           | Craft    |           | Music/Dance |            | Sewing/NW |           | Cutting Tailoring |          | Others    |            | TOTAL      |            |
|--------------|--------------|------------|-----------|-----------|----------|-----------|-------------|------------|-----------|-----------|-------------------|----------|-----------|------------|------------|------------|
|              | M            | F          | M         | F         | M        | F         | M           | F          | M         | F         | M                 | F        | M         | F          | M          | F          |
| TVM          | 26           | 32         | 6         | 9         | 2        | 6         | 11          | 36         | 2         | 14        | 0                 | 3        | 0         | 0          | 47         | 100        |
| KLM          | 15           | 3          | 1         | 2         | 0        | 2         | 7           | 11         | 0         | 1         | 0                 | 0        | 2         | 0          | 25         | 19         |
| PTA          | 8            | 3          | 0         | 1         | 0        | 2         | 1           | 2          | 0         | 0         | 0                 | 0        | 0         | 0          | 9          | 8          |
| ALP          | 7            | 3          | 0         | 1         | 0        | 0         | 1           | 1          | 0         | 1         | 0                 | 0        | 0         | 3          | 8          | 9          |
| KTM          | 13           | 13         | 2         | 7         | 1        | 2         | 7           | 10         | 0         | 1         | 0                 | 0        | 2         | 21         | 25         | 54         |
| IDK          | 9            | 3          | 0         | 4         | 1        | 0         | 4           | 2          | 0         | 0         | 0                 | 0        | 3         | 14         | 17         | 23         |
| EKM          | 37           | 26         | 10        | 17        | 1        | 22        | 14          | 35         | 0         | 6         | 0                 | 0        | 7         | 28         | 69         | 134        |
| TSR          | 24           | 11         | 7         | 8         | 1        | 1         | 0           | 16         | 0         | 2         | 0                 | 0        | 9         | 65         | 41         | 103        |
| PKD          | 28           | 11         | 6         | 7         | 1        | 3         | 1           | 15         | 0         | 2         | 0                 | 0        | 5         | 16         | 41         | 54         |
| MLP          | 53           | 17         | 10        | 13        | 1        | 9         | 4           | 12         | 0         | 3         | 0                 | 0        | 9         | 9          | 77         | 63         |
| KKD          | 18           | 16         | 5         | 8         | 0        | 5         | 6           | 10         | 0         | 3         | 0                 | 0        | 2         | 6          | 31         | 48         |
| WYD          | 2            | 4          | 1         | 2         | 0        | 0         | 0           | 0          | 0         | 0         | 0                 | 0        | 0         | 3          | 3          | 9          |
| KNR          | 8            | 8          | 5         | 0         | 0        | 3         | 1           | 4          | 0         | 2         | 0                 | 0        | 0         | 0          | 14         | 17         |
| KSD          | 10           | 17         | 2         | 3         | 0        | 0         | 2           | 8          | 0         | 0         | 0                 | 0        | 0         | 0          | 14         | 28         |
| <b>TOTAL</b> | <b>258</b>   | <b>167</b> | <b>55</b> | <b>82</b> | <b>8</b> | <b>55</b> | <b>59</b>   | <b>162</b> | <b>2</b>  | <b>35</b> | <b>0</b>          | <b>3</b> | <b>39</b> | <b>165</b> | <b>421</b> | <b>669</b> |

*Table IV.24*  
**SPECIAL TEACHERS IN KERALA 2010-11**  
**TOTAL**

| DIST         | Physical Edn |            | Drawing    |            | Craft     |            | Music/Dance |            | Sewing/NW |             | Cutting Tailoring |           | Others     |            | TOTAL       |             |
|--------------|--------------|------------|------------|------------|-----------|------------|-------------|------------|-----------|-------------|-------------------|-----------|------------|------------|-------------|-------------|
|              | M            | F          | M          | F          | M         | F          | M           | F          | M         | F           | M                 | F         | M          | F          | M           | F           |
| TVM          | 165          | 95         | 77         | 35         | 12        | 11         | 33          | 94         | 3         | 105         | 0                 | 5         | 0          | 0          | 290         | 345         |
| KLM          | 169          | 37         | 70         | 47         | 5         | 7          | 31          | 100        | 0         | 169         | 0                 | 0         | 4          | 1          | 279         | 361         |
| PTA          | 72           | 29         | 28         | 15         | 0         | 3          | 12          | 26         | 0         | 41          | 0                 | 0         | 3          | 1          | 115         | 115         |
| ALP          | 116          | 52         | 61         | 20         | 2         | 3          | 20          | 42         | 2         | 68          | 0                 | 0         | 6          | 4          | 207         | 189         |
| KTM          | 111          | 83         | 51         | 27         | 3         | 10         | 33          | 61         | 0         | 60          | 0                 | 0         | 16         | 39         | 214         | 280         |
| IDK          | 56           | 27         | 29         | 13         | 1         | 1          | 9           | 18         | 0         | 15          | 0                 | 0         | 4          | 24         | 99          | 98          |
| EKM          | 186          | 135        | 99         | 44         | 1         | 29         | 40          | 124        | 2         | 94          | 0                 | 0         | 9          | 31         | 337         | 457         |
| TSR          | 171          | 104        | 72         | 51         | 1         | 11         | 2           | 103        | 2         | 101         | 0                 | 0         | 26         | 173        | 274         | 543         |
| PKD          | 173          | 47         | 70         | 21         | 3         | 14         | 26          | 71         | 3         | 85          | 0                 | 1         | 9          | 20         | 284         | 259         |
| MLP          | 278          | 68         | 99         | 23         | 4         | 14         | 38          | 71         | 1         | 138         | 0                 | 0         | 15         | 9          | 435         | 323         |
| KKD          | 249          | 64         | 97         | 23         | 27        | 29         | 46          | 57         | 1         | 142         | 0                 | 4         | 10         | 7          | 430         | 326         |
| WYD          | 55           | 24         | 27         | 9          | 0         | 0          | 11          | 9          | 1         | 22          | 0                 | 0         | 0          | 3          | 94          | 67          |
| KNR          | 176          | 67         | 116        | 14         | 32        | 41         | 19          | 49         | 0         | 137         | 0                 | 2         | 0          | 0          | 343         | 310         |
| KSD          | 88           | 41         | 52         | 11         | 0         | 1          | 7           | 15         | 1         | 11          | 0                 | 0         | 0          | 0          | 148         | 79          |
| <b>TOTAL</b> | <b>2065</b>  | <b>873</b> | <b>948</b> | <b>353</b> | <b>91</b> | <b>174</b> | <b>327</b>  | <b>840</b> | <b>16</b> | <b>1188</b> | <b>0</b>          | <b>12</b> | <b>102</b> | <b>312</b> | <b>3549</b> | <b>3752</b> |

**Table IV.25**  
**TEACHERS IN KERALA ( SHEDULED CASTE) 2010-11**

| DIST         | GOVT        |             |             | AIDED      |            |            | UNAIDED   |            |            | TOTAL       |             |             |
|--------------|-------------|-------------|-------------|------------|------------|------------|-----------|------------|------------|-------------|-------------|-------------|
|              | Male        | Female      | Total       | Male       | Female     | Total      | Male      | Female     | Total      | Male        | Female      | Total       |
| TVM          | 118         | 389         | 507         | 3          | 30         | 33         | 1         | 8          | 9          | 122         | 427         | 549         |
| KLM          | 103         | 295         | 398         | 9          | 7          | 16         | 0         | 5          | 5          | 112         | 307         | 419         |
| PTA          | 58          | 132         | 190         | 1          | 7          | 8          | 1         | 1          | 2          | 60          | 140         | 200         |
| ALP          | 75          | 255         | 330         | 3          | 12         | 15         | 2         | 7          | 9          | 80          | 274         | 354         |
| KTM          | 62          | 173         | 235         | 7          | 12         | 19         | 1         | 10         | 11         | 70          | 195         | 265         |
| IDK          | 76          | 120         | 196         | 31         | 77         | 108        | 1         | 6          | 7          | 108         | 203         | 311         |
| EKM          | 111         | 299         | 410         | 3          | 13         | 16         | 6         | 25         | 31         | 120         | 337         | 457         |
| TSR          | 78          | 320         | 398         | 5          | 11         | 16         | 2         | 4          | 6          | 85          | 335         | 420         |
| PKD          | 150         | 286         | 436         | 11         | 17         | 28         | 8         | 18         | 26         | 169         | 321         | 490         |
| MLP          | 305         | 489         | 794         | 19         | 14         | 33         | 25        | 38         | 63         | 349         | 541         | 890         |
| KKD          | 163         | 283         | 446         | 16         | 10         | 26         | 3         | 1          | 4          | 182         | 294         | 476         |
| WYD          | 93          | 132         | 225         | 3          | 6          | 9          | 0         | 1          | 1          | 96          | 139         | 235         |
| KNR          | 124         | 233         | 357         | 9          | 16         | 25         | 0         | 5          | 5          | 133         | 254         | 387         |
| KSD          | 68          | 73          | 141         | 2          | 1          | 3          | 0         | 0          | 0          | 70          | 74          | 144         |
| <b>TOTAL</b> | <b>1584</b> | <b>3479</b> | <b>5063</b> | <b>122</b> | <b>233</b> | <b>355</b> | <b>50</b> | <b>129</b> | <b>179</b> | <b>1756</b> | <b>3841</b> | <b>5597</b> |

**Table IV.26**  
**TEACHERS IN KERALA ( SCHEDULED TRIBE) 2010-11**

| DIST         | GOVT       |            |            | AIDED    |           |           | UNAIDED  |          |          | TOTAL      |            |            |
|--------------|------------|------------|------------|----------|-----------|-----------|----------|----------|----------|------------|------------|------------|
|              | Male       | Female     | Total      | Male     | Female    | Total     | Male     | Female   | Total    | Male       | Female     | Total      |
| TVM          | 10         | 47         | 57         | 0        | 0         | 0         | 0        | 0        | 0        | 10         | 47         | 57         |
| KLM          | 1          | 9          | 10         | 0        | 1         | 1         | 0        | 0        | 0        | 1          | 10         | 11         |
| PTA          | 4          | 12         | 16         | 0        | 1         | 1         | 0        | 0        | 0        | 4          | 13         | 17         |
| ALP          | 2          | 12         | 14         | 1        | 4         | 5         | 0        | 0        | 0        | 3          | 16         | 19         |
| KTM          | 4          | 56         | 60         | 2        | 18        | 20        | 0        | 0        | 0        | 6          | 74         | 80         |
| IDK          | 28         | 74         | 102        | 2        | 10        | 12        | 0        | 0        | 0        | 30         | 84         | 114        |
| EKM          | 3          | 44         | 47         | 0        | 1         | 1         | 0        | 0        | 0        | 3          | 45         | 48         |
| TSR          | 4          | 10         | 14         | 0        | 0         | 0         | 0        | 0        | 0        | 4          | 10         | 14         |
| PKD          | 21         | 33         | 54         | 0        | 2         | 2         | 0        | 0        | 0        | 21         | 35         | 56         |
| MLP          | 22         | 25         | 47         | 1        | 0         | 1         | 0        | 0        | 0        | 23         | 25         | 48         |
| KKD          | 7          | 20         | 27         | 0        | 1         | 1         | 0        | 0        | 0        | 7          | 21         | 28         |
| WYD          | 38         | 83         | 121        | 2        | 3         | 5         | 0        | 1        | 1        | 40         | 87         | 127        |
| KNR          | 7          | 22         | 29         | 0        | 0         | 0         | 0        | 0        | 0        | 7          | 22         | 29         |
| KSD          | 12         | 7          | 19         | 0        | 2         | 2         | 0        | 0        | 0        | 12         | 9          | 21         |
| <b>TOTAL</b> | <b>163</b> | <b>454</b> | <b>617</b> | <b>8</b> | <b>43</b> | <b>51</b> | <b>0</b> | <b>1</b> | <b>1</b> | <b>171</b> | <b>498</b> | <b>669</b> |

*Table IV.27*  
**NUMBER OF TEACHERS IN ICSE SCHOOLS 2010-11 TOTAL**

| DISTRICT     | All Communities |        |       | Scheduled Caste |        |       | Scheduled Tribe |        |       |
|--------------|-----------------|--------|-------|-----------------|--------|-------|-----------------|--------|-------|
|              | Male            | Female | Total | Male            | Female | Total | Male            | Female | Total |
| TVM          | 101             | 1191   | 1292  | 1               | 3      | 4     | 0               | 0      | 0     |
| KLM          | 102             | 870    | 972   | 1               | 1      | 2     | 0               | 0      | 0     |
| PTA          | 76              | 614    | 690   | 0               | 2      | 2     | 0               | 0      | 0     |
| ALP          | 87              | 797    | 884   | 6               | 13     | 19    | 0               | 1      | 1     |
| KTM          | 51              | 385    | 436   | 0               | 1      | 1     | 0               | 0      | 0     |
| IDK          | 31              | 149    | 180   | 0               | 1      | 1     | 0               | 0      | 0     |
| EKM          | 81              | 613    | 694   | 0               | 1      | 1     | 0               | 0      | 0     |
| TSR          | 70              | 425    | 495   | 2               | 4      | 6     | 2               | 0      | 2     |
| PKD          | 18              | 40     | 58    | 0               | 0      | 0     | 0               | 0      | 0     |
| MLP          | 16              | 79     | 95    | 0               | 0      | 0     | 0               | 0      | 0     |
| KKD          | 12              | 89     | 101   | 0               | 1      | 1     | 0               | 0      | 0     |
| WYD          | 20              | 40     | 60    | 0               | 0      | 0     | 0               | 0      | 0     |
| KNR          | 25              | 232    | 257   | 0               | 0      | 0     | 0               | 0      | 0     |
| KSD          | 7               | 50     | 57    | 0               | 0      | 0     | 0               | 0      | 0     |
| <b>TOTAL</b> | 697             | 5574   | 6271  | 10              | 27     | 37    | 2               | 1      | 3     |

**Table IV.28**  
**NUMBER OF TEACHERS IN CBSE SCHOOLS**

| DIST         | ALL COMMUNITIES |              |              | SCHEDULED CASTE |            |            | SCHEDULED TRIBE |          |          |
|--------------|-----------------|--------------|--------------|-----------------|------------|------------|-----------------|----------|----------|
|              | Male            | Female       | Total        | Male            | Female     | Total      | Male            | Female   | Total    |
| TVM          | 228             | 1603         | 1831         | 8               | 15         | 23         | 0               | 0        | 0        |
| KLM          | 149             | 1156         | 1305         | 1               | 10         | 11         | 0               | 0        | 0        |
| PTA          | 113             | 854          | 967          | 3               | 13         | 16         | 0               | 0        | 0        |
| ALP          | 112             | 1440         | 1552         | 1               | 21         | 22         | 0               | 0        | 0        |
| KTM          | 275             | 1838         | 2113         | 5               | 16         | 21         | 0               | 0        | 0        |
| IDK          | 146             | 605          | 751          | 6               | 6          | 12         | 0               | 0        | 0        |
| EKM          | 391             | 3713         | 4104         | 7               | 19         | 26         | 0               | 0        | 0        |
| TSR          | 234             | 2034         | 2268         | 5               | 18         | 23         | 0               | 0        | 0        |
| PKD          | 167             | 1042         | 1209         | 1               | 22         | 23         | 0               | 0        | 0        |
| MLP          | 434             | 1269         | 1703         | 12              | 28         | 40         | 0               | 0        | 0        |
| KKD          | 292             | 1174         | 1466         | 6               | 3          | 9          | 0               | 0        | 0        |
| WYD          | 81              | 317          | 398          | 0               | 3          | 3          | 0               | 0        | 0        |
| KNR          | 197             | 1261         | 1458         | 3               | 9          | 12         | 0               | 0        | 0        |
| KSD          | 126             | 550          | 676          | 1               | 4          | 5          | 0               | 0        | 0        |
| <b>TOTAL</b> | <b>2945</b>     | <b>18856</b> | <b>21801</b> | <b>59</b>       | <b>187</b> | <b>246</b> | <b>0</b>        | <b>0</b> | <b>0</b> |

*Table IV.29*

**NUMBER OF TEACHERS IN JNV 2010-11**

| DIST         | All Communities |            |            | Scheduled Caste |           |           | Scheduled Tribe |          |          |
|--------------|-----------------|------------|------------|-----------------|-----------|-----------|-----------------|----------|----------|
|              | Male            | Female     | Total      | Male            | Female    | Total     | Male            | Female   | Total    |
| TVM          | 13              | 9          | 22         | 1               | 0         | 1         | 0               | 0        | 0        |
| KLM          | 10              | 13         | 23         | 1               | 0         | 1         | 0               | 0        | 0        |
| PTA          | 4               | 10         | 14         | 1               | 1         | 2         | 0               | 0        | 0        |
| ALP          | 11              | 16         | 27         | 1               | 1         | 2         | 0               | 0        | 0        |
| KTM          | 8               | 15         | 23         | 1               | 0         | 1         | 0               | 0        | 0        |
| IDK          | 11              | 9          | 20         | 2               | 0         | 2         | 0               | 0        | 0        |
| EKM          | 16              | 8          | 24         | 0               | 0         | 0         | 0               | 0        | 0        |
| TSR          | 10              | 14         | 24         | 1               | 1         | 2         | 0               | 0        | 0        |
| PKD          | 21              | 11         | 32         | 1               | 2         | 3         | 0               | 0        | 0        |
| MLP          | 15              | 7          | 22         | 1               | 3         | 4         | 0               | 0        | 0        |
| KKD          | 12              | 15         | 27         | 2               | 3         | 5         | 1               | 0        | 1        |
| WYD          | 11              | 6          | 17         | 1               | 2         | 3         | 0               | 0        | 0        |
| KNR          | 18              | 11         | 29         | 1               | 2         | 3         | 0               | 0        | 0        |
| KSD          | 16              | 10         | 26         | 2               | 2         | 4         | 0               | 0        | 0        |
| <b>TOTAL</b> | <b>176</b>      | <b>154</b> | <b>330</b> | <b>16</b>       | <b>17</b> | <b>33</b> | <b>1</b>        | <b>0</b> | <b>1</b> |



*Table IV.30*

**NUMBER OF TEACHERS IN KENDRIYA VIDYALAYA(2010-11)**

| DIST         | All Communities |            |             | Scheduled Caste |           |            | Scheduled Tribe |          |           |
|--------------|-----------------|------------|-------------|-----------------|-----------|------------|-----------------|----------|-----------|
|              | Male            | Female     | Total       | Male            | Female    | Total      | Male            | Female   | Total     |
| TVM          | 82              | 144        | 226         | 15              | 8         | 23         | 10              | 0        | 10        |
| KLM          | 0               | 0          | 0           | 0               | 0         | 0          | 0               | 0        | 0         |
| PTA          | 26              | 37         | 63          | 5               | 1         | 6          | 0               | 0        | 0         |
| ALP          | 10              | 14         | 24          | 1               | 1         | 2          | 0               | 0        | 0         |
| KTM          | 14              | 21         | 35          | 3               | 1         | 4          | 0               | 0        | 0         |
| IDK          | 0               | 0          | 0           | 0               | 0         | 0          | 0               | 0        | 0         |
| EKM          | 80              | 268        | 348         | 7               | 14        | 21         | 3               | 2        | 5         |
| TSR          | 7               | 56         | 63          | 0               | 3         | 3          | 0               | 0        | 0         |
| PKD          | 56              | 121        | 177         | 7               | 3         | 10         | 0               | 1        | 1         |
| MLP          | 14              | 17         | 31          | 2               | 1         | 3          | 2               | 0        | 2         |
| KKD          | 28              | 73         | 101         | 4               | 7         | 11         | 0               | 0        | 0         |
| WYD          | 1               | 11         | 12          | 1               | 1         | 2          | 0               | 0        | 0         |
| KNR          | 51              | 85         | 136         | 4               | 6         | 10         | 1               | 1        | 2         |
| KSD          | 27              | 34         | 61          | 6               | 6         | 12         | 2               | 0        | 2         |
| <b>TOTAL</b> | <b>396</b>      | <b>881</b> | <b>1277</b> | <b>55</b>       | <b>52</b> | <b>107</b> | <b>18</b>       | <b>4</b> | <b>22</b> |

V. UNECONOMIC SCHOOLS

CHART VIII

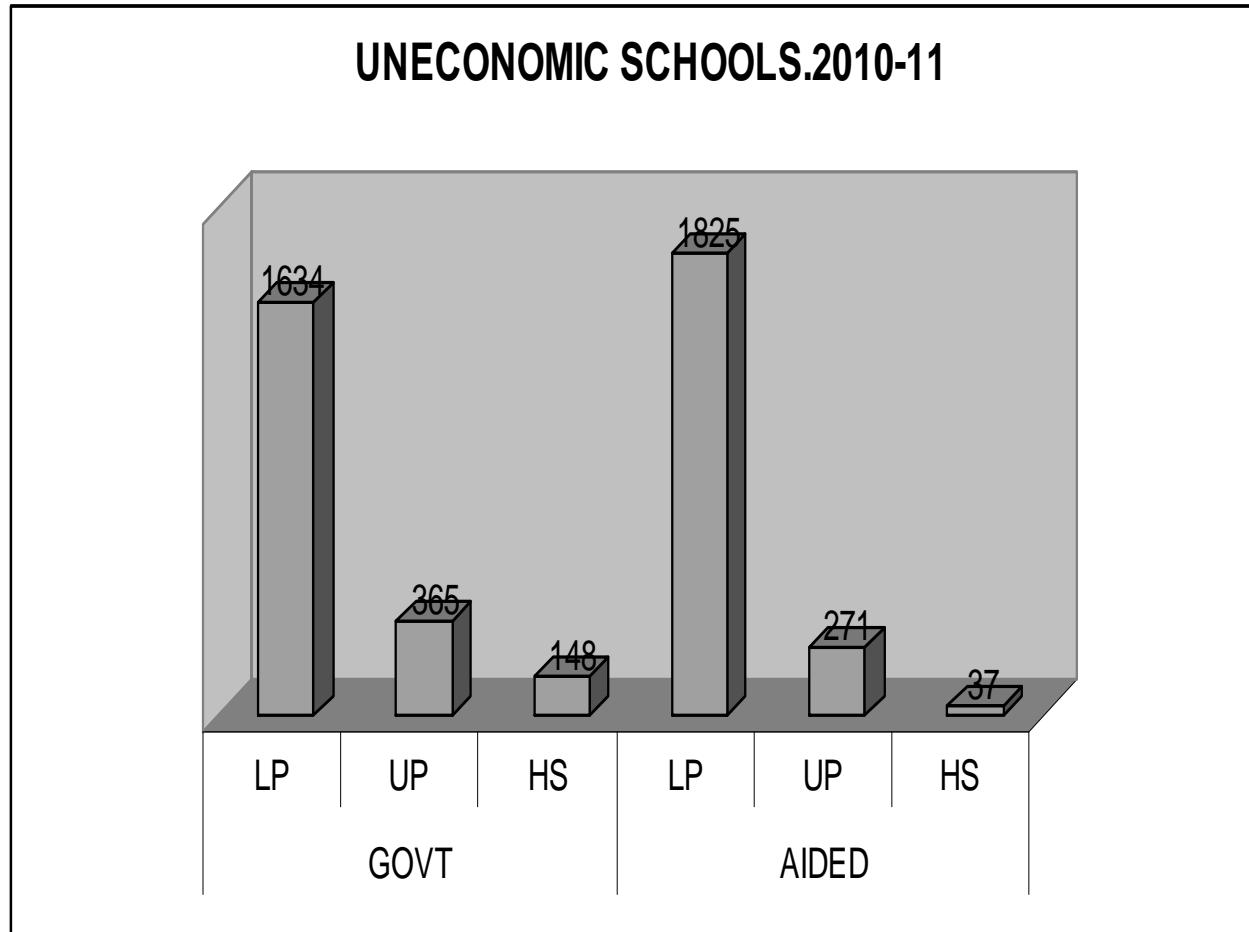


Table V.1

**UNECONOMIC SCHOOL DURING THE YEAR 2010-11**

| DIST         | NUMBER OF SCHOOLS |            |            |             |             |            |           |             |             |            |            |             |
|--------------|-------------------|------------|------------|-------------|-------------|------------|-----------|-------------|-------------|------------|------------|-------------|
|              | GOVERNMENT        |            |            |             | AIDED       |            |           |             | TOTAL       |            |            |             |
|              | LPS               | UPS        | HS         | TOTAL       | LPS         | UPS        | HS        | TOTAL       | LPS         | UPS        | HS         | TOTAL       |
| TVM          | 172               | 33         | 10         | 215         | 45          | 7          | 2         | 54          | 217         | 40         | 12         | 269         |
| KLM          | 146               | 8          | 0          | 154         | 55          | 8          | 4         | 67          | 201         | 16         | 4          | 221         |
| PTA          | 145               | 35         | 28         | 208         | 209         | 37         | 7         | 253         | 354         | 72         | 35         | 461         |
| ALP          | 150               | 36         | 12         | 198         | 108         | 21         | 4         | 133         | 258         | 57         | 16         | 331         |
| KTM          | 152               | 58         | 27         | 237         | 160         | 52         | 9         | 221         | 312         | 110        | 36         | 458         |
| IDK          | 70                | 23         | 17         | 110         | 54          | 11         | 5         | 70          | 124         | 34         | 22         | 180         |
| EKM          | 153               | 74         | 30         | 257         | 130         | 35         | 4         | 169         | 283         | 109        | 34         | 426         |
| TSR          | 81                | 26         | 19         | 126         | 148         | 13         | 2         | 163         | 229         | 39         | 21         | 289         |
| PKD          | 116               | 6          | 0          | 122         | 106         | 10         | 0         | 116         | 222         | 16         | 0          | 238         |
| MLP          | 81                | 1          | 0          | 82          | 25          | 0          | 0         | 25          | 106         | 1          | 0          | 107         |
| KKD          | 118               | 17         | 4          | 139         | 287         | 18         | 0         | 305         | 405         | 35         | 4          | 444         |
| WYD          | 54                | 4          | 0          | 58          | 11          | 0          | 0         | 11          | 65          | 4          | 0          | 69          |
| KNR          | 99                | 26         | 1          | 126         | 453         | 56         | 0         | 509         | 552         | 82         | 1          | 635         |
| KSD          | 97                | 18         | 0          | 115         | 34          | 3          | 0         | 37          | 131         | 21         | 0          | 152         |
| <b>TOTAL</b> | <b>1634</b>       | <b>365</b> | <b>148</b> | <b>2147</b> | <b>1825</b> | <b>271</b> | <b>37</b> | <b>2133</b> | <b>3459</b> | <b>636</b> | <b>185</b> | <b>4280</b> |

Table V.2

ENROLMENT OF STUDENTS IN UNECONOMIC SCHOOLS 2010-11

NUMBER OF STUDENTS

| DIST         | GOVERNMENT   |              |              |               | AIDED         |              |             |               | GRAND TOTAL   |              |              |               |
|--------------|--------------|--------------|--------------|---------------|---------------|--------------|-------------|---------------|---------------|--------------|--------------|---------------|
|              | LPS          | UPS          | HS           | TOTAL         | LPS           | UPS          | HS          | TOTAL         | LPS           | UPS          | HS           | TOTAL         |
| TVM          | 10021        | 3179         | 778          | 13978         | 2730          | 626          | 77          | 3433          | 12751         | 3805         | 855          | 17411         |
| KLM          | 8170         | 857          | 0            | 9027          | 3651          | 678          | 328         | 4657          | 11821         | 1535         | 328          | 13684         |
| PTA          | 7228         | 3130         | 2945         | 13303         | 9842          | 2585         | 398         | 12825         | 17070         | 5715         | 3343         | 26128         |
| ALP          | 7037         | 2788         | 1667         | 11492         | 5484          | 1584         | 534         | 7602          | 12521         | 4372         | 2201         | 19094         |
| KTM          | 6779         | 4907         | 3399         | 15085         | 7925          | 4348         | 1180        | 13453         | 14704         | 9255         | 4579         | 28538         |
| IDK          | 3545         | 2161         | 2824         | 8530          | 2969          | 1094         | 770         | 4833          | 6514          | 3255         | 3594         | 13363         |
| EKM          | 6330         | 6773         | 4078         | 17181         | 6124          | 2628         | 428         | 9180          | 12454         | 9401         | 4506         | 26361         |
| TSR          | 3935         | 2675         | 1827         | 8437          | 8370          | 1342         | 117         | 9829          | 12305         | 4017         | 1944         | 18266         |
| PKD          | 7342         | 371          | 0            | 7713          | 6945          | 1238         | 0           | 8183          | 14287         | 1609         | 0            | 15896         |
| MLP          | 6083         | 139          | 0            | 6222          | 1692          | 0            | 0           | 1692          | 7775          | 139          | 0            | 7914          |
| KKD          | 7027         | 1722         | 714          | 9463          | 18496         | 1723         | 0           | 20219         | 25523         | 3445         | 714          | 29682         |
| WYD          | 3509         | 491          | 0            | 4000          | 849           | 0            | 0           | 849           | 4358          | 491          | 0            | 4849          |
| KNR          | 5203         | 2444         | 73           | 7720          | 23659         | 5369         | 0           | 29028         | 28862         | 7813         | 73           | 36748         |
| KSD          | 5580         | 2278         | 0            | 7858          | 2083          | 444          | 0           | 2527          | 7663          | 2722         | 0            | 10385         |
| <b>TOTAL</b> | <b>87789</b> | <b>33915</b> | <b>18305</b> | <b>140009</b> | <b>100819</b> | <b>23659</b> | <b>3832</b> | <b>128310</b> | <b>188608</b> | <b>57574</b> | <b>22137</b> | <b>268319</b> |

*Table V.3*

**UN ECONOMIC SCHOOLS - TEACHING & NON-TEACHING STAFF - 2010-11**

| Dist         | TEACHING STAFF |             |             |              |             |             |            |              | NON-TEACHING STAFF |            |            |             |          |            |            |            |
|--------------|----------------|-------------|-------------|--------------|-------------|-------------|------------|--------------|--------------------|------------|------------|-------------|----------|------------|------------|------------|
|              | GOVERNMENT     |             |             |              | AIDED       |             |            |              | GOVERNMENT         |            |            |             | AIDED    |            |            |            |
|              | LP             | UP          | HS          | TOTAL        | LP          | UP          | HS         | TOTAL        | LP                 | UP         | HS         | TOTAL       | LP       | UP         | HS         | TOTAL      |
| TVM          | 733            | 247         | 61          | <b>1041</b>  | 180         | 43          | 19         | <b>242</b>   | 173                | 44         | 38         | <b>255</b>  | 1        | 11         | 8          | <b>20</b>  |
| KLM          | 594            | 63          | 0           | <b>657</b>   | 225         | 48          | 29         | <b>302</b>   | 142                | 16         | 0          | <b>158</b>  | 0        | 7          | 12         | <b>19</b>  |
| PTA          | 567            | 289         | 228         | <b>1084</b>  | 780         | 217         | 47         | <b>1044</b>  | 144                | 55         | 70         | <b>269</b>  | 0        | 34         | 18         | <b>52</b>  |
| ALP          | 580            | 274         | 129         | <b>983</b>   | 998         | 137         | 42         | <b>1177</b>  | 150                | 69         | 51         | <b>270</b>  | 0        | 20         | 13         | <b>33</b>  |
| KTM          | 633            | 481         | 322         | <b>1436</b>  | 578         | 343         | 99         | <b>1020</b>  | 139                | 64         | 107        | <b>0</b>    | 0        | 52         | 36         | <b>88</b>  |
| IDK          | 296            | 175         | 191         | <b>662</b>   | 520         | 262         | 292        | <b>1074</b>  | 60                 | 31         | 67         | <b>158</b>  | 0        | 11         | 21         | <b>32</b>  |
| EKM          | 630            | 578         | 336         | <b>1544</b>  | 513         | 421         | 38         | <b>972</b>   | 152                | 143        | 121        | <b>416</b>  | 0        | 32         | 15         | <b>47</b>  |
| TSR          | 361            | 222         | 114         | <b>697</b>   | 631         | 110         | 24         | <b>765</b>   | 79                 | 48         | 28         | <b>155</b>  | 0        | 11         | 10         | <b>21</b>  |
| PKD          | 491            | 36          | 0           | <b>527</b>   | 448         | 103         | 0          | <b>551</b>   | 101                | 4          | 0          | <b>105</b>  | 0        | 8          | 0          | <b>8</b>   |
| MLP          | 354            | 7           | 0           | <b>361</b>   | 125         | 0           | 0          | <b>125</b>   | 72                 | 2          | 0          | <b>74</b>   | 0        | 0          | 0          | <b>0</b>   |
| KKD          | 540            | 102         | 53          | <b>695</b>   | 1383        | 157         | 0          | <b>1540</b>  | 121                | 17         | 16         | <b>154</b>  | 0        | 18         | 0          | <b>18</b>  |
| WYD          | 221            | 30          | 0           | <b>251</b>   | 45          | 0           | 0          | <b>45</b>    | 45                 | 4          | 0          | <b>49</b>   | 0        | 0          | 0          | <b>0</b>   |
| KNR          | 436            | 205         | 7           | <b>648</b>   | 1991        | 523         | 0          | <b>2514</b>  | 99                 | 26         | 4          | <b>129</b>  | 0        | 56         | 0          | <b>56</b>  |
| KSD          | 431            | 145         | 0           | <b>576</b>   | 147         | 29          | 0          | <b>176</b>   | 87                 | 18         | 0          | <b>105</b>  | 0        | 3          | 0          | <b>3</b>   |
| <b>TOTAL</b> | <b>6867</b>    | <b>2854</b> | <b>1441</b> | <b>11162</b> | <b>8564</b> | <b>2393</b> | <b>590</b> | <b>11547</b> | <b>1564</b>        | <b>541</b> | <b>502</b> | <b>2297</b> | <b>1</b> | <b>263</b> | <b>133</b> | <b>397</b> |

**VI. S.S.L.C. EXAMINATION RESULTS – MARCH 2011**

*Table VI.1*

**School Going Candidates**

|   |        |
|---|--------|
| No. of Candidates Registered                                    | 458887 |
| No. of Candidates Cancelled                                     | 328    |
| No. of Candidates Appeared                                      | 458559 |
| No. of Absentees  | 497    |
| No. of Candidates withheld/RAL (Results to be announced later)  | Nil    |
| No. of Candidates having A+ Grade                               | 5821   |
| No. of Candidates having A Grade or above for all the subjects  | 18823  |
| No. of Candidates having B+ Grade or above for all the subjects | 42218  |
| No. of Candidates having B Grade or above for all the subjects  | 80212  |
| No. of Candidates having C+ Grade or above for all the subjects | 146424 |
| No. of Candidates having C Grade or above for all the subjects  | 263114 |
| No. of Candidates having D+ Grade or above for all the subjects | 418967 |
| No. of Candidates having D Grade in any subjects                | 38542  |
| No. of Candidates having E Grade in any subjects                | 79     |
| Total No. of Candidates eligible for higher studies             | 418967 |
| Percentage of Candidates eligible for higher studies            | 91.37  |

*Table VI.2*

**Private Candidates**

|   |              |
|---|--------------|
| <i>No. of Candidates Registered</i>                         | <i>4771</i>  |
| <i>No. of Candidates Cancelled</i>                          | <i>Nil</i>   |
| <i>No. of Candidates Appeared</i>                           | <i>4771</i>  |
| <i>No. of Candidates Absent</i>                             | <i>270</i>   |
| <i>No. of Candidates having missing marks</i>               | <i>Nil</i>   |
| <i>Total No. of Candidates eligible for higher studies</i>  | <i>2212</i>  |
| <i>Percentage of Candidates eligible for Higher Studies</i> | <i>46.36</i> |

*Table VI.3*

**DETAILS OF CANDIDATES BELONG TO SC/ST/OBC**

| <b>Item</b>                                  | <b>Sheduled Caste</b> |              |              | <b>Sheduled Tribe</b> |              |              | <b>OBC</b>    |
|--|-----------------------|--------------|--------------|-----------------------|--------------|--------------|---------------|
|  | <b>Boys</b>           | <b>Girls</b> | <b>Total</b> | <b>Boys</b>           | <b>Girls</b> | <b>Total</b> | <b>Total</b>  |
| Appeared                                     | <b>22409</b>          | <b>23063</b> | <b>45472</b> | <b>2667</b>           | <b>2915</b>  | <b>5582</b>  | <b>296192</b> |
| Eligible for Higher Studies                  | <b>17725</b>          | <b>19674</b> | <b>37399</b> | <b>2113</b>           | <b>2405</b>  | <b>4518</b>  | <b>270607</b> |
| Percentage                                   | 79.1                  | <b>85.31</b> | <b>82.25</b> | <b>79.23</b>          | <b>82.5</b>  | <b>80.94</b> | <b>91.36</b>  |
| No. of Candidates Obtained A+ for all papers | 34                    | <b>79</b>    | <b>113</b>   | <b>3</b>              | <b>3</b>     | <b>6</b>     | <b>2999</b>   |